目录 CONTENTS

平开60 门窗系列



产品介绍

针对冬季寒冷、夏季炎热地区，中财型材开发了“平开60系列”产品，该系列共分A类、B类、C类三大类产品，具有大断面、大壁厚、高焊角强度和高抗风压性能的特点，同时高性价比、高节能性、高密封性被评为“中国塑料门窗行业名牌窗”的称号，深受广大用户喜爱。



产品优势

独立的排水腔

排水腔与钢衬腔相互独立,极大提高了增强型钢的防腐能力，保证门窗的超长使用寿命，保用30年。

绿色环保

绿色健康，低碳节能，符合国家环保要求，获得中国绿色环境标志产品称号。

优良的保温性

多腔室结构设计，保温性能卓越，减少冬季采暖和夏季空调能耗，获得建筑节能产品称号。

严格的质量管理

经过严谨的品质管理，通过行业内最尖端精密检测仪器检验，获得ISO9001 质量管理体系认证。

平开60C型材断面图

名称	图例	钢衬/说明	名称	图例	钢衬/说明
60平开框(大面) P60-K-D 米重:0.965kg/m 带胶条米重: 1.010kg/m	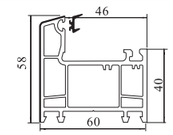	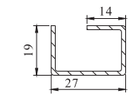	60平开框(小面) P60-K-X 米重:0.965kg/m 带胶条米重: 1.010kg/m	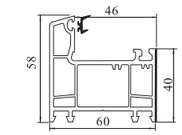	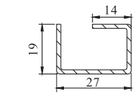
60扇梃X(大面) P60-STX-D 米重:1.070kg/m 带胶条米重: 1.160kg/m	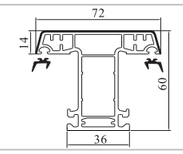	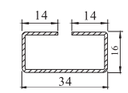	60扇梃X(小面) P60-STX-X 米重:1.070kg/m 带胶条米重: 1.160kg/m	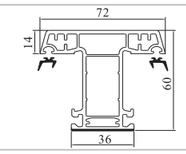	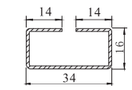
60外开扇 P60-WKS 米重:1.200kg/m 带胶条米重: 1.290kg/m	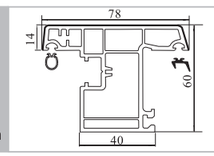	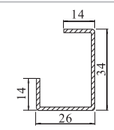	60内开扇 P60-NKS 米重:1.130kg/m 带胶条米重: 1.220kg/m	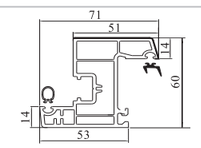	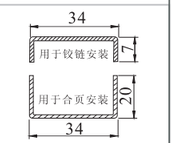
*60浮中梃(I)大面 P60-FZT(I)-D 米重:0.770kg/m	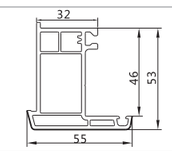	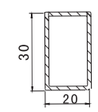	*60浮中梃(I)小面 P60-FZT(I)-X 米重:0.770kg/m	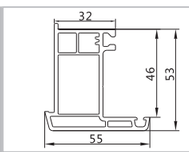	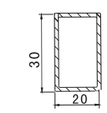
60门扇X P60-MSX 米重:1.440kg/m 带胶条米重: 1.530kg/m	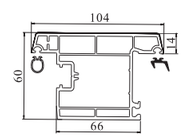	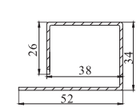	60内开门扇X P60-NKMSX 米重:1.420kg/m 带胶条米重: 3D 1.510kg/m	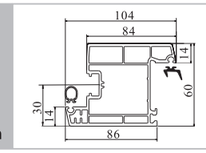	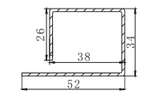
60平开框M大面 P60-K(M)-D 米重:1.140kg/m 带胶条米重: 1.185kg/m	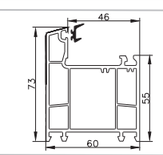	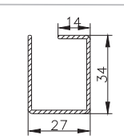	60纱扇 P60-SS 米重:0.455kg/m	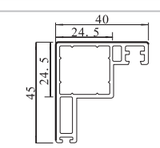	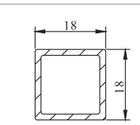
60平开固定框 P60-GDK 米重:0.730kg/m 带胶条米重: 0.775kg/m	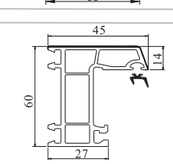	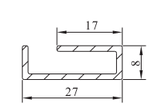	60单玻压条 P60-DY 米重:0.274kg/m 带胶条米重: 0.314kg/m	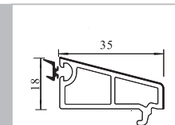	60平开系列安装5mm单玻时使用。 注：该压条分高抗与普通两种，请报单时注明。
50门板 P50-MB 米重:0.440kg/m	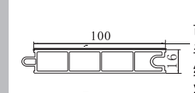	可配合框扇型材制做轻质隔断及半玻门，起保温、围护及阻挡视线的作用，高抗产品使用时应将共挤面用于室外。	60门板S P60-MBS 米重:0.670kg/m	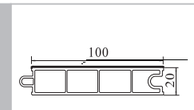	可配合框扇型材制做轻质隔断及半玻门，起保温、围护及阻挡视线的作用，高抗产品使用时应将共挤面用于室外。

注：1、以上所有系列的断面图未标记的产品可生产白色高抗紫外线共挤型材和ASA彩色共挤型材；
带“*”标记的为非西安公司产品。
2、“高抗紫外线”的封边B只提供“外”。
3、钢衬为理论尺寸，选择钢衬时应对钢衬腔进行实测或试装，并满足成窗抗风压要求。
4、3D代表可以制作3D压花型材。

平开60C型材断面图

名称	图例	钢衬/说明	名称	图例	钢衬/说明
60双压 P60-SY 米重:0.186kg/m 带胶条米重: 0.226kg/m	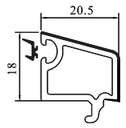	60平开系列安装19mm (5+9A+5)中空玻璃时使用。	60双压(I) P60-SY(I) 米重:0.182kg/m 带胶条米重: 0.222kg/m	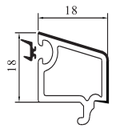	60平开系列安装22mm (5+12A+5)中空玻璃时使用
*平开门封边 P-MFB 米重:0.353kg/m	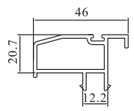	60平开系列制作无槛门时,做门扇下封边使用,适合毛条型号为6*10mm。	60双压(IV) P60-SY(IV) 米重:0.177kg/m 带胶条米重: 0.217kg/m	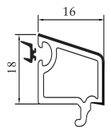	60平开系列安装24mm (6+12A+6)中空玻璃时使用

平开60B型材断面图

60平开框(B1)大面 P60-K(B1)-D 米重:1.102kg/m 带胶条米重: 3D 1.147kg/m	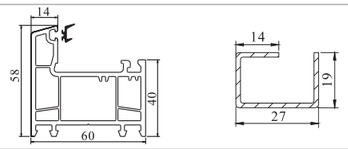	60平开框(B1)小面 P60-K(B1)-X 米重:1.102kg/m 带胶条米重: 3D 1.147kg/m	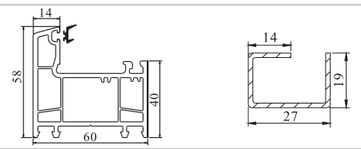
60中梃(B9)大面 P60-ZT(B9)-D 米重1.178kg/m 带胶条米重: 3D 1.268 kg/m	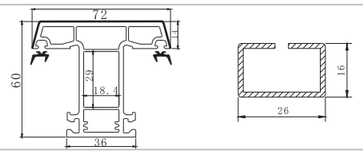	60中梃(B9)小面 P60-ZT(B9)-X 米重1.178kg/m 带胶条米重: 3D 1.268 kg/m	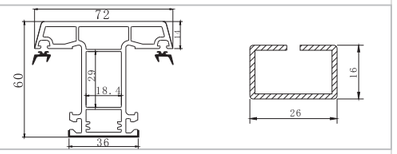
60内开扇(B1) P60-NKS(B1) 米重1.254kg/m 带胶条米重: 3D 1.344kg/m	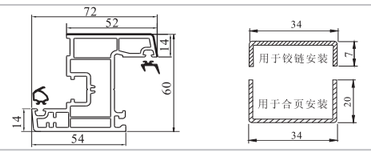	60外开扇(B1) P60-WKS(B1) 米重1.329kg/m 带胶条米重: 3D 1.419kg/m	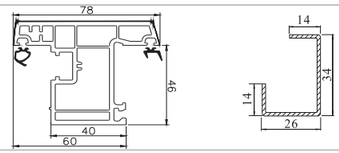
60Z字梃(B1) P60-ZZT(B1) 米重:1.180kg/m 带胶条米重: 3D 1.270kg/m	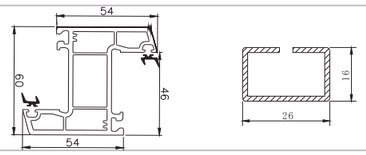	60转换框(B) P60-ZHK(B) 米重:0.646kg/m	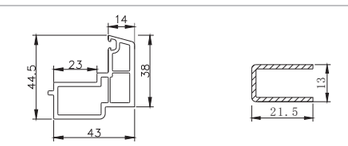
60加强中梃(B)大面 P60-JQZT(B)-D 米重:1.773kg/m 3D	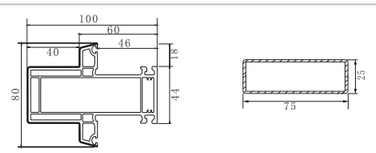		

平开60A型材断面图

名称	图例	钢衬/说明	名称	图例	钢衬/说明
60平开框(A1)大面 P60-K(A1)-D 米重:1.353kg/m 带胶条米重: 3D 1.398kg/m	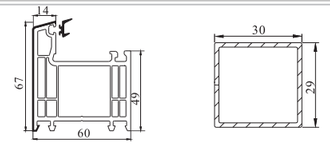		60平开框(A1)小面 P60-K(A1)-X 米重:1.353kg/m 带胶条米重: 3D 1.398kg/m	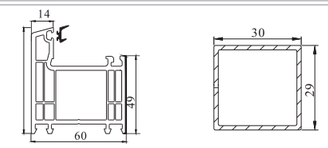	
60扇梃(A1)大面 P60-ST(A1)-D 米重:1.323kg/m 带胶条米重: 3D 1.413kg/m	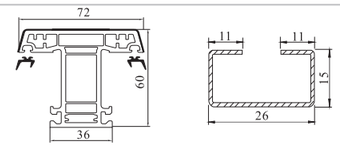		60扇梃(A1)小面 P60-ST(A1)-X 米重:1.323kg/m 带胶条米重: 3D 1.413kg/m	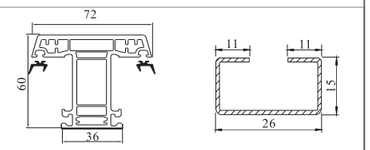	
60门扇(A1) P60-MS(A1) 米重:1.777kg/m 带胶条米重: 3D 1.867kg/m	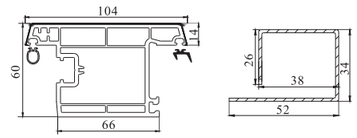				

新型百叶外墙装饰型材断面图

百叶框 F-BYK 米重:0.472kg/m	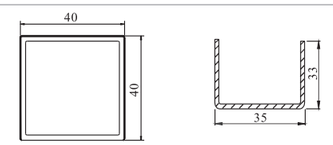	百叶片(I) F-BYP(I) 米重:0.227kg/m	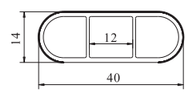

注：1、新型百叶框分为冲孔和不冲孔，公司免费代为冲孔，冲孔分左、右,米重不变。
常规相邻两百叶框孔洞中心间距60mm，孔间距可定制。
2、钢衬为理论尺寸，选择钢衬时应对钢衬腔进行实测或试装，并满足成窗抗风压要求。

新型百叶窗

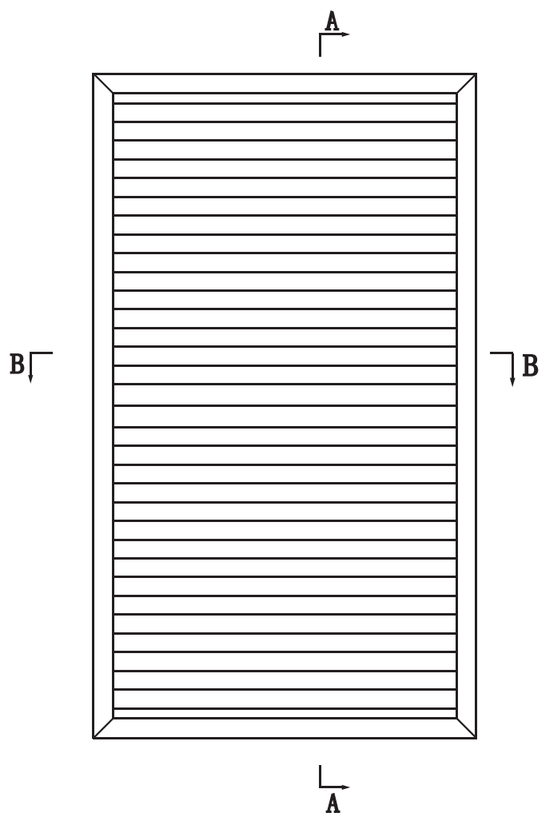

A-A

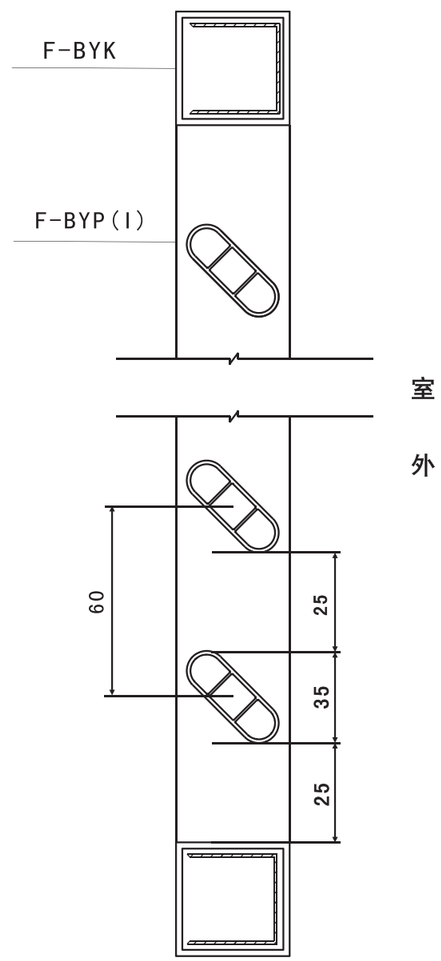

B-B

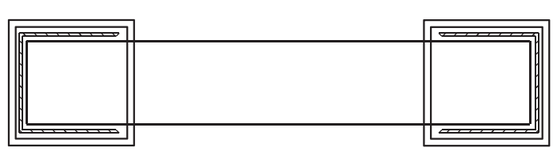

60平开系列　向内对开窗（焊式中梃）

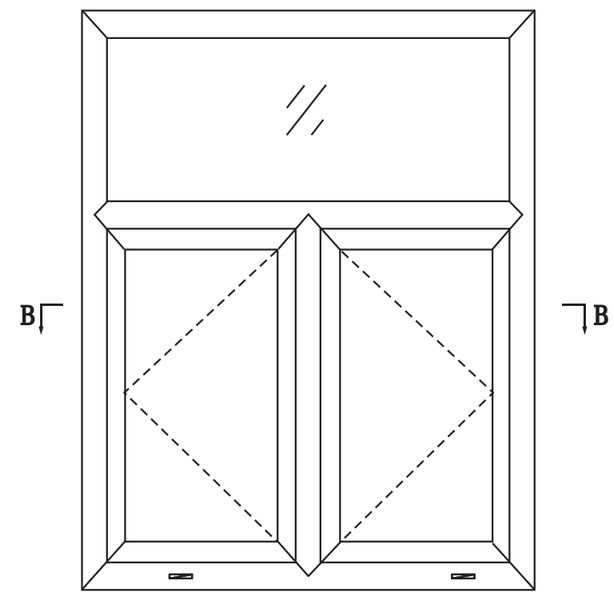

A-A

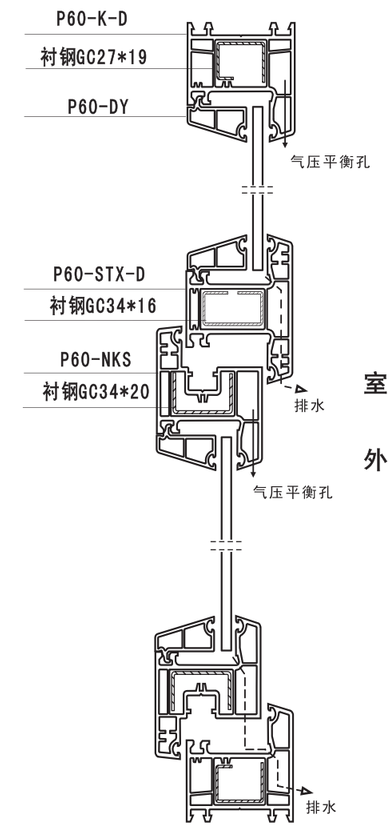

B-B

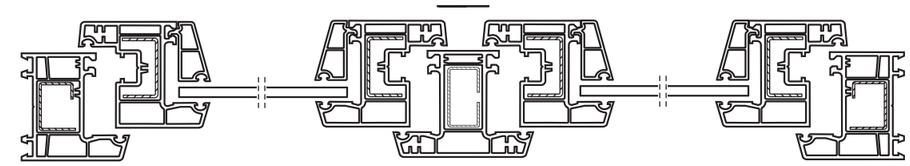

注：--▷ 代表“排水”drainage
⟶ 代表“气压平衡孔”air balance

60平开系列 向外对开窗

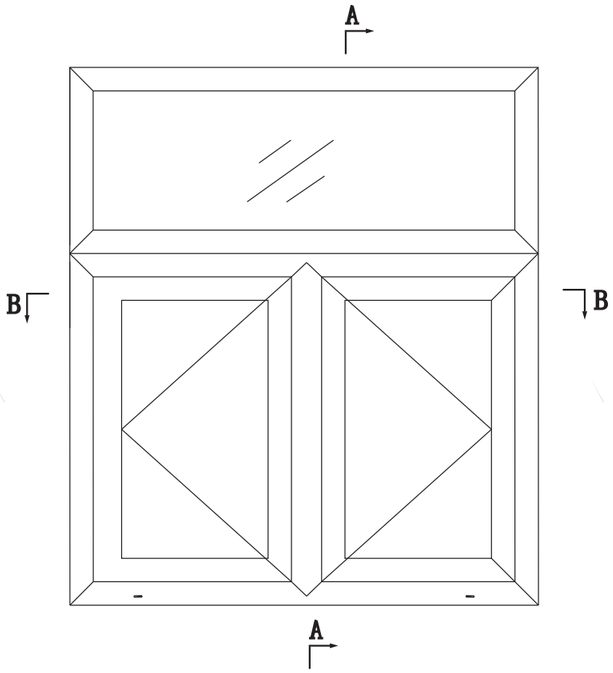

A-A

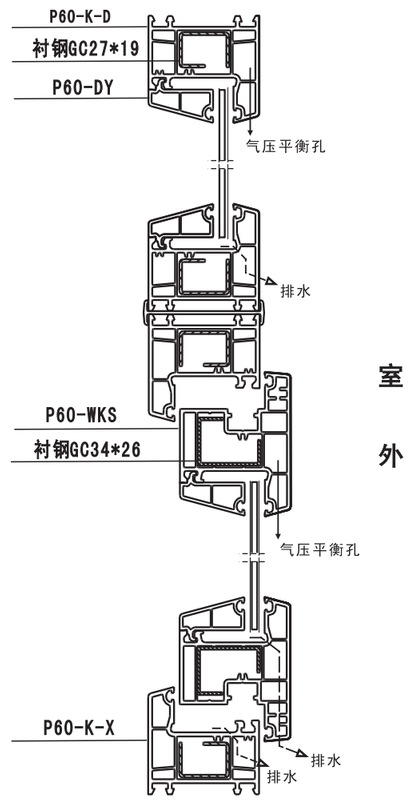

B-B

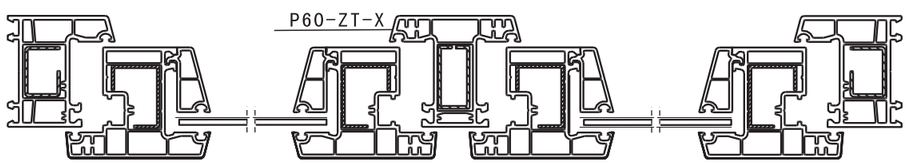

60平开系列 中悬窗

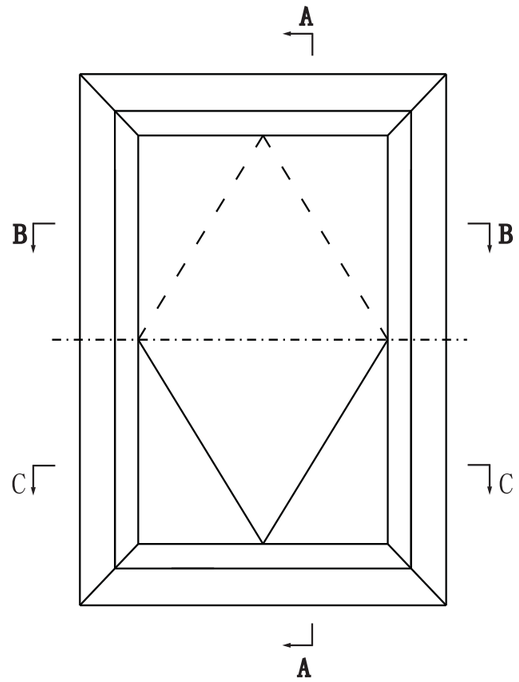

A-A

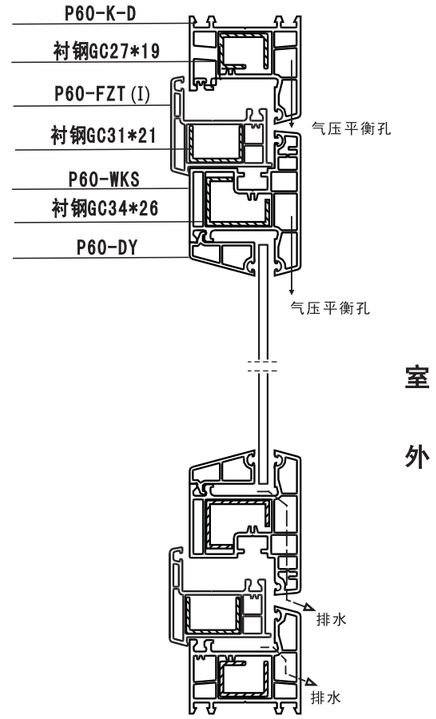

B-B

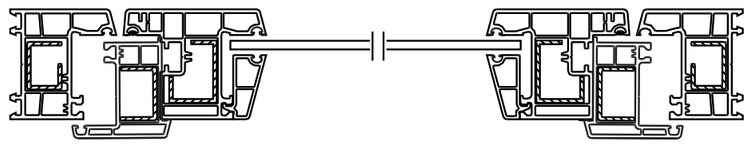

C-C

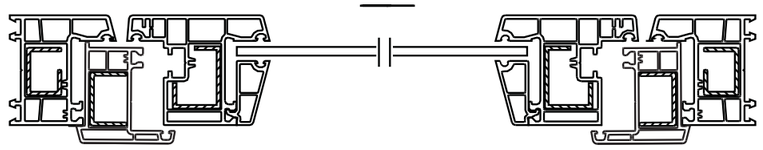

60平开系列　向外对开无槛门

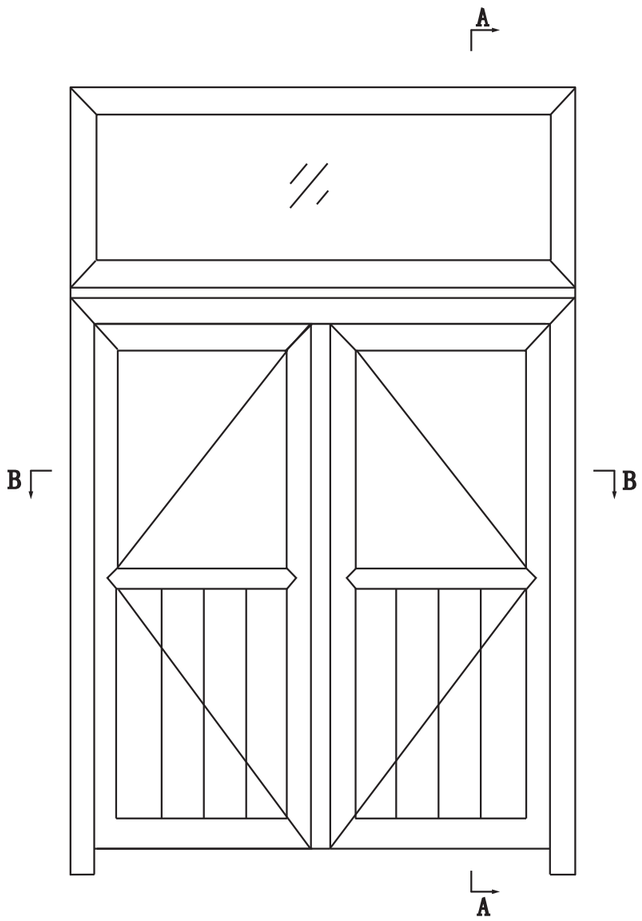

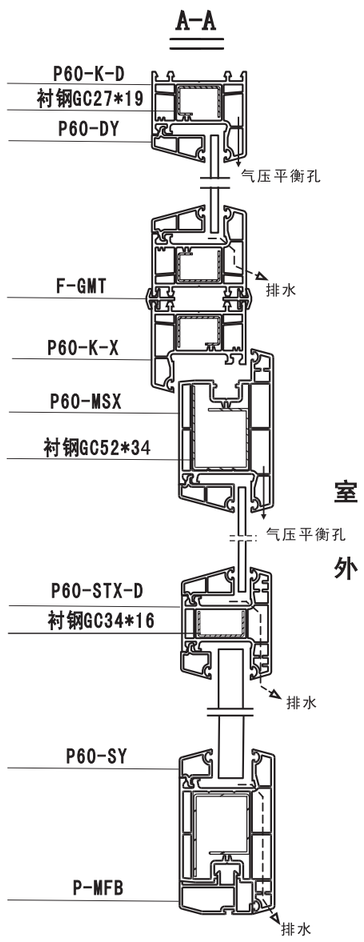

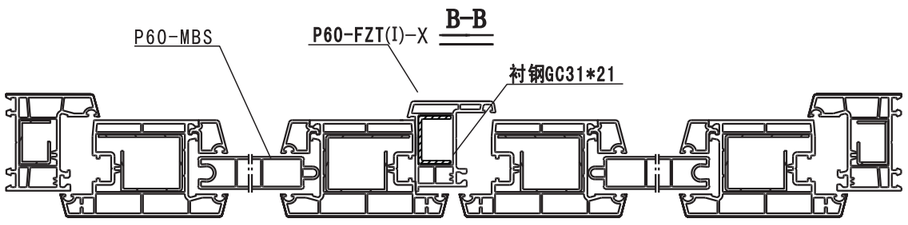

60平开系列　内平开门

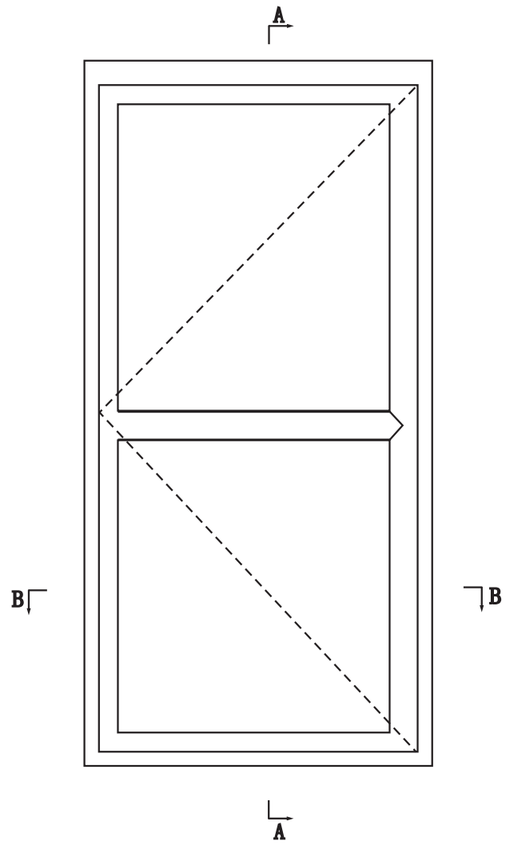

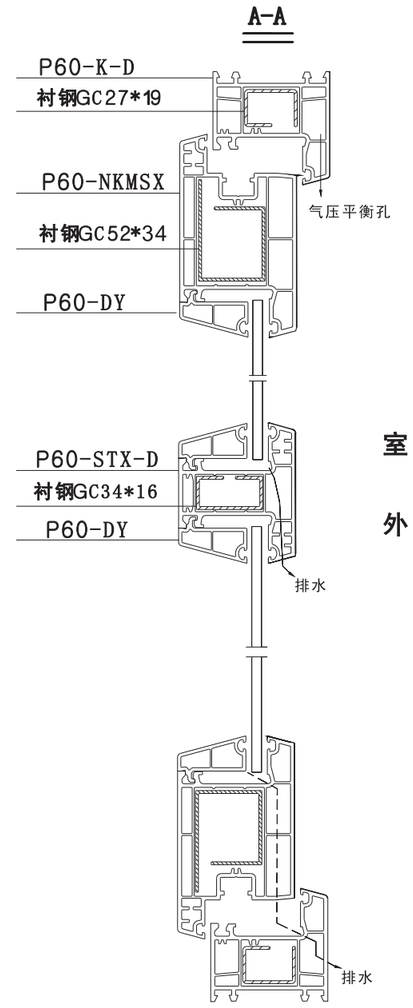

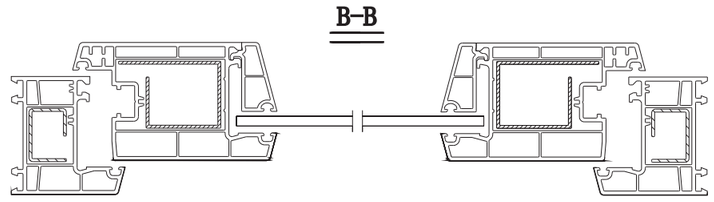

压条断面图

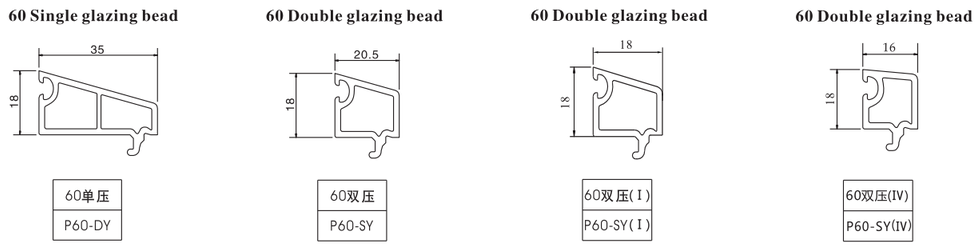

玻璃配合示意图

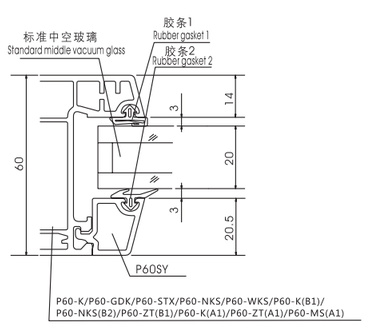

14+3+20+3+20. 5=60. 5

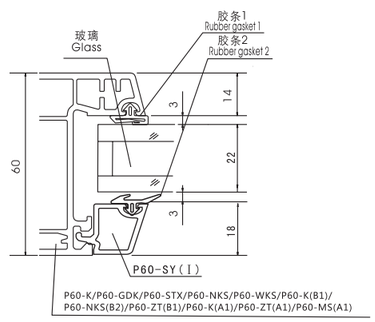

14+3+22+3+18=60

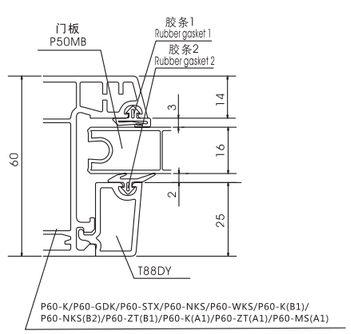

14+3+16+2+25=60

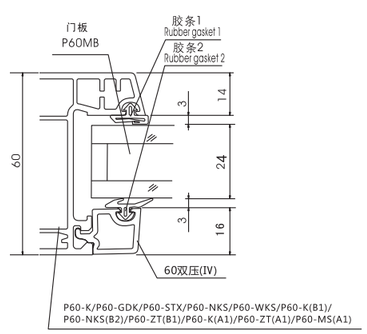

14+3+24+3+16 = 60

平开65 门窗系列

产品介绍

针对高寒地区和高档建筑，中财型材开发了“平开65三密封系列”产品。该产品采用可视面厚度为2.5mm-2.8mm，满足门窗相关标准要求，大断面、大壁厚，保证了门窗的高强度；多腔室、三密封，完全满足西北市场对节能的要求，是真正的保温专家。

产品优势

三层中空玻璃更节能

65三密封平开窗采用三层中空玻璃，其保温性能比普通60平开窗高两个等级，不仅有效地节约能源，而且防止门窗结雾、结霜。

使用寿命长

与增强型钢共同作用，达到并超过国家最高标准的抗老化性能，保用30年。

独特的腔体设计

主型材采用四腔结构，保温性能优异；传热系数最大值可达到1.8W/m²·K以下，同时排水腔和钢衬腔分离设计，使钢衬的装配和水槽的加工相互独立，提高了门窗的使用寿命。

功能分离，使性能更加优异

三道密封设计，将水、气密封腔分离，大大提高窗户的水密气密性能，即使门窗承受较大的风压，其密封效果仍然不受影响。

产品绿色环保

中国绿色环境标志产品，原料完全符合国家环保要求，实现环保健康的品质。

平开65B型材断面图

名称	图例	钢衬/说明	名称	图例	钢衬/说明
65平开框(B4)大面 P65-K(B4)-D 米重:1.233kg/m 带胶条米重: 3D 1.278kg/m	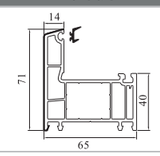	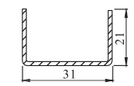	65中梃(B4)大面 P65-ZT(B4)-D 米重:1.449kg/m 带胶条米重: 3D 1.539kg/m	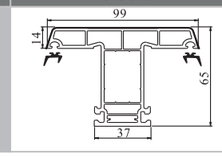	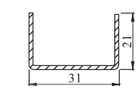
65内开扇(B) P65-NKS(B) 米重:1.367kg/m 带胶条米重: 3D 1.457kg/m	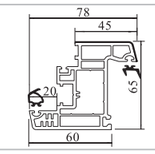	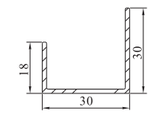	65拼管 F65-PG 米重:0.617kg/m	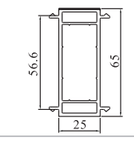	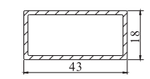
65垫桥B F65-DQB 米重:0.228kg/m	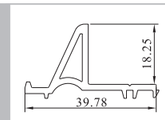	65B4系列安装在框、扇结合部位，达到三道密封效果，配套使用10mm厚风撑。	65转角 F65-ZJ 米重:0.877kg/m	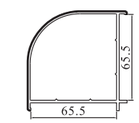	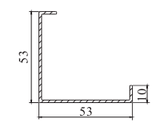
65框三玻压条 P65-K3Y 米重:0.236kg/m	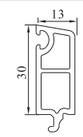	65B4平开系列框、梃安装32mm中空玻璃时使用。	65框双玻压条 P65-KSY 米重:0.287kg/m 带胶条米重: 0.327kg/m	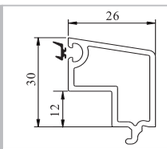	65B4平开系列框、梃安装19mm中空玻璃时使用。
65三玻压条 P65-3BY 米重:0.168kg/m 带胶条米重: 0.208kg/m	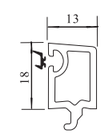	65B4平开系列窗扇安装32mm中空玻璃时使用。	65双玻压条 P65-SBY 米重:0.234kg/m 带胶条米重: 0.274kg/m	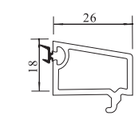	65B4平开系列窗扇安装19mm中空玻璃时使用。
65双玻压条(II)-XA P65-SY(II)-XA 米重:0.220kg/m 带胶条米重: 0.260kg/m	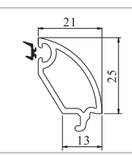	65B4平开系列框、梃、内开扇安装24mm中空玻璃时使用。	65扇双玻压条(II) P65-SBY(II) 米重:0.199kg/m 带胶条米重: 0.239kg/m	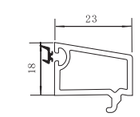	65平开系列窗扇安装22mm中空玻璃时使用。
65框双玻压条(II) P65-KSY(II) 米重:0.275kg/m 带胶条米重: 0.315kg/m	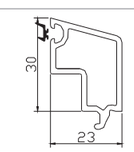	65平开系列框梃安装22mm中空玻璃时使用。			

注:钢衬为理论尺寸，选择钢衬时应对钢衬腔进行实测或试装，并满足成窗抗风压要求。

65平开系列　65B内开窗(双玻)

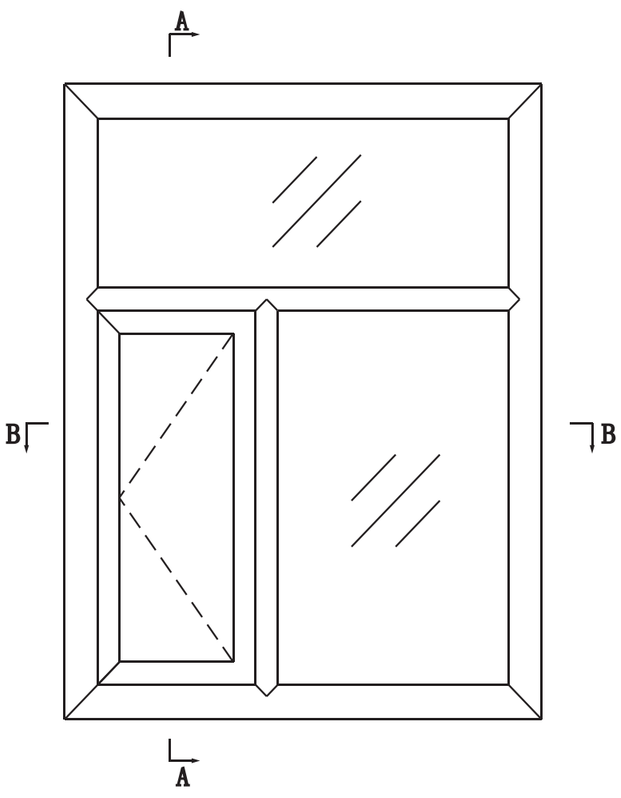

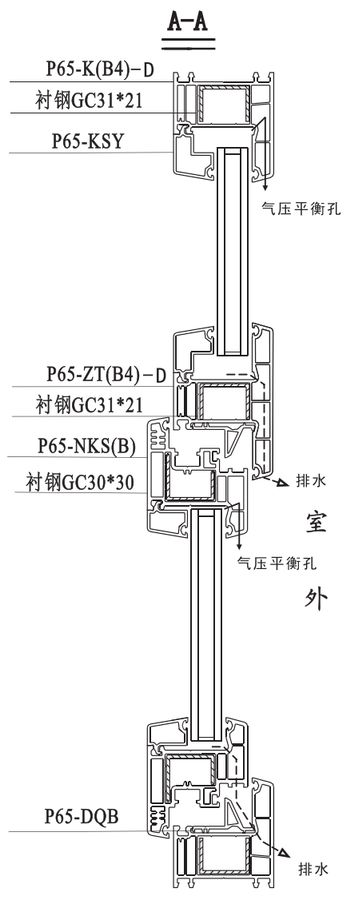

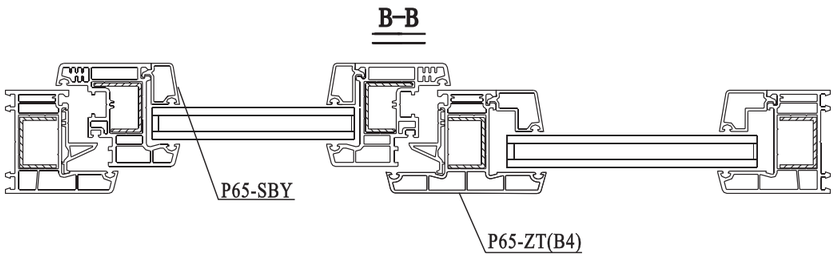

压条断面图
Glazing diagram

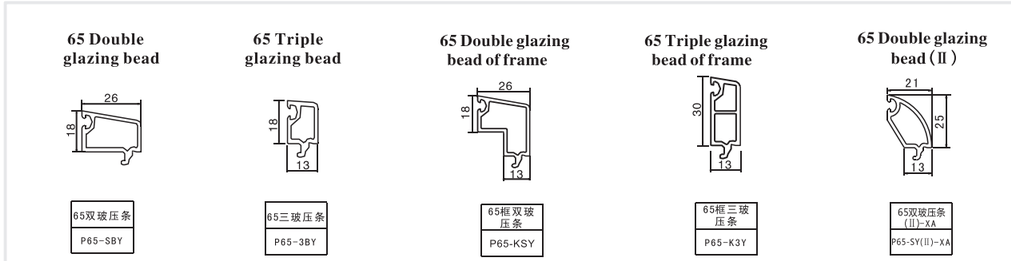

平开65系列
65 casement series

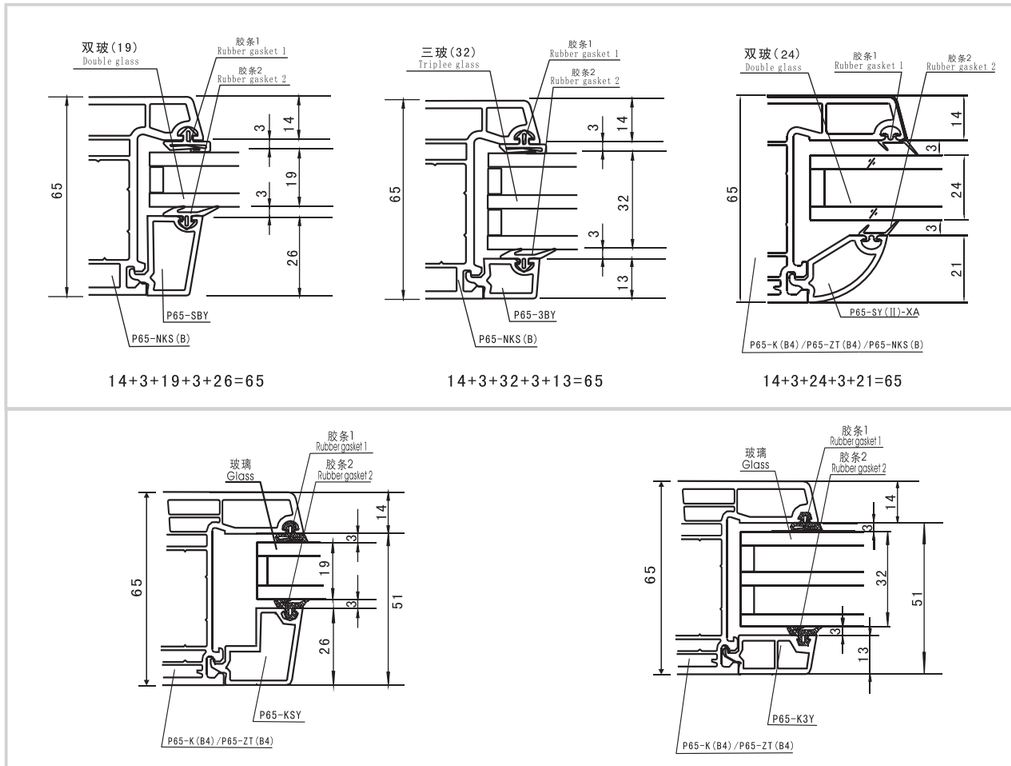

平开70 门窗系列

产品介绍

中财型材“欧式经典平开70系列”，该系列产品按照德国标准设计，采用欧式设计风格，外观线条柔和，性能卓越，是一款不可多得的低碳节能，绿色环保产品，让您和家人拥有安静、温馨、舒适的居住环境。

产品优势

合理的断面设计

固定中梃设计合理，可根据各地区对门窗进行选配。

柔美的线条设计

该系列产品选用流线型外观设计，型材断面大、强度高，是国内最高端的型材之一。

配件通用性强

门窗配件的安装槽采用欧洲标准设计，可选用市场上通用的门窗配件，方便门窗的组装生产。

多种拼接型材设计

拼接型材配套齐全，可实现门窗各种角度的拼接。

平开70B2型材断面图

名称	图例	钢衬/说明	名称	图例	钢衬/说明
70平开框(B2)大面 P70-K(B2)-D 米重:1.280kg/m 带胶条米重: 1.325kg/m	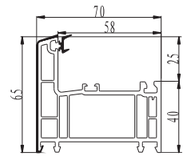	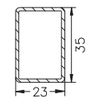	70中梃(B2)大面 P70-ZT(B2)-D 米重:1.485kg/m 带胶条米重: 1.575kg/m	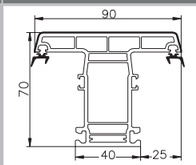	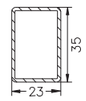
70内开扇(B2) P70-NKS(B2) 米重:1.370kg/m 带胶条米重: 1.460kg/m	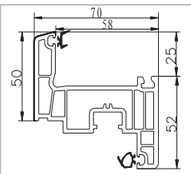		70双压(II) P70-SY(II) 米重:0.265kg/m 带胶条米重: 0.305kg/m	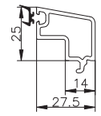	70平开系列框、扇、梃安装24mm中空玻璃时使用。
* 70拼管(II) P70-PG(II) 米重:1.030kg/m (天津基地产品)	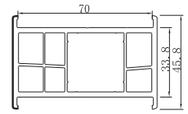	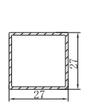	* 70转角(I) F70-ZJ(I) 米重:0.954kg/m (天津基地产品)	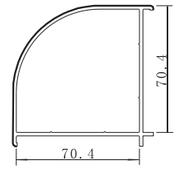	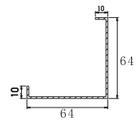

注:钢衬为理论尺寸，选择钢衬时应对钢衬腔进行实测或试装，并满足成窗抗风压要求。

70B2内开窗（双玻）

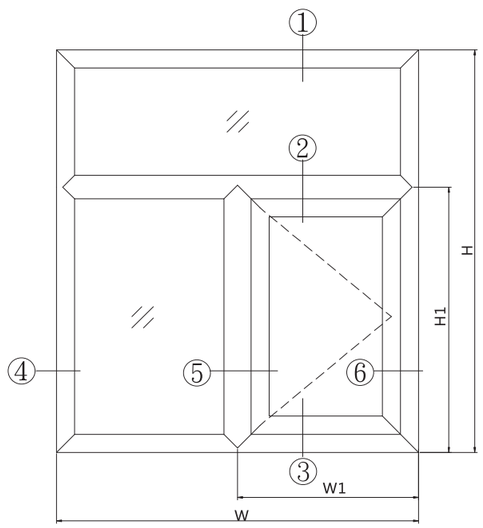

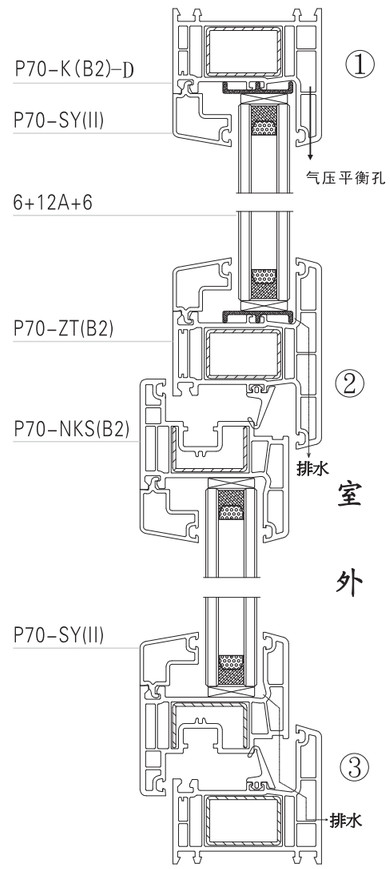

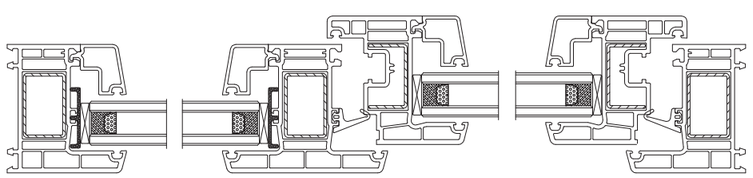

④ ⑤ 室 外 ⑥

玻璃配合示意图

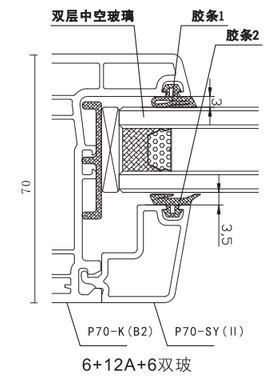

推拉80 门窗系统

产品介绍

针对西北地区的气候特点，中财型材开发了“推拉80系列”产品。该系列产品不仅成窗美观大方，而且加工便捷，“美观”与“实用”完美结合，创造出了一款经济实用、节能环保的门窗精品。

产品优势

- **合理的断面设计**
  简洁的三腔室设计，在保证性能的前提下降低了重量，提高了出窗率，最大限度的降低了施工成本。
- **软硬共挤加工更方便**
  产品可添加软硬共挤胶条，减少了门窗安装胶条的工序，施工方便，提高了效率。
- **性能优异**
  共挤胶条采用优质橡塑原料，富有弹性，胶条连接处可焊接一体，并且抗老化性好，提高了密封性和使用寿命。
- **多种拼接型材设计**
  通过“一体框”实现一体窗的设计，代替了传统拼接窗，加工便捷，工艺简单，出窗率高，节约成本。

推拉80C型材断面图

名称	图例	钢衬/说明	名称	图例	钢衬/说明
80平底框C T80-PKC 米重:1.192kg/m 3D	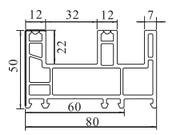	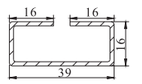	80固定框D(II) T80-GDKD(II) 米重:0.950kg/m 带胶条米重: 3D 0.995kg/m	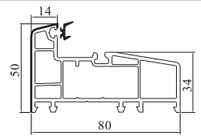	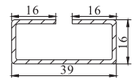
80一体框B(II) T80-YTKB(II) 米重:1.265kg/m 带胶条米重: 3D 1.310kg/m	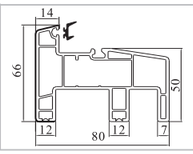	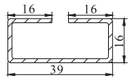	80中梃D(II) T80-ZTD(II) 米重:1.015kg/m 带胶条米重: 3D 1.105kg/m	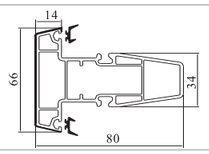	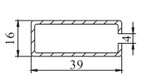
80王字框 T80-WZK 米重:1.430kg/m	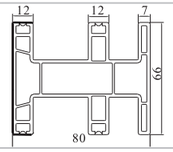	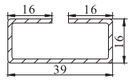	80扇(III) T80-S(III) 米重:0.716kg/m 带胶条米重: 3D 0.761kg/m	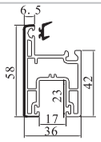	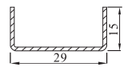
80-88大纱扇 T80-88DSS 米重:0.450kg/m	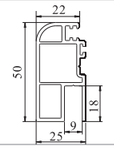	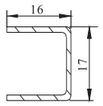	80纱扇 T80-SS 米重:0.400kg/m	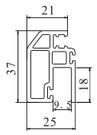	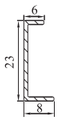
80单压 T80-DY 米重:0.180kg/m 带胶条米重: 0.220kg/m	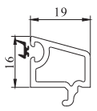	80推拉系列窗扇和固定框、一体框安装5mm单玻时使用。	80双压 T80-SY 米重:0.120kg/m 带胶条米重: 0.160kg/m	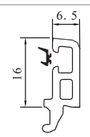	80推拉系列窗扇和固定框、一体框安装16mm双玻时使用。
80大封边 T80-DFB 米重:0.205kg/m	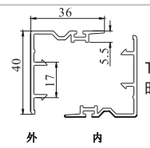	T80-DS专用封边，彩色型材报单时应注意区分内外共挤面。	80双压X T80-SYX-R 带胶条米重: 0.150kg/m	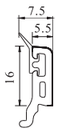	80推拉系列窗扇和固定框、一体框安装19mm双玻时使用。
80四扇链接 T80-SSLJ(I) 米重:0.270kg/m	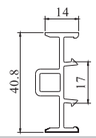	80推拉系列制作四扇推拉窗时使用。	80封边B(I) T80-FBB(I) 米重:0.186kg/m 3D	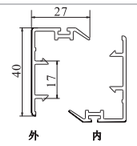	80推拉扇封边，彩色型材报单时应注意区分内外共挤面。 注：压花产品中无内封边

注:钢衬为理论尺寸，选择钢衬时应对钢衬腔进行实测或试装，并满足成窗抗风压要求。

推拉80H系列断面图

名称	图例	钢衬/说明	名称	图例	钢衬/说明
80平底框(H) T80-PK(H) 米重:1.250kg/m 3D	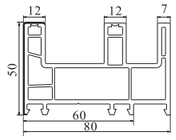	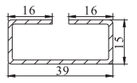	80固定框(H1) T80-GDK(H1) 米重:1.048kg/m 带胶条米重: 3D 1.093kg/m	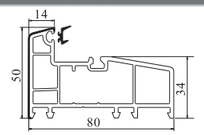	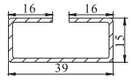
80一体框(H1) T80-YTK(H1) 米重:1.397kg/m 带胶条米重: 3D 1.442kg/m	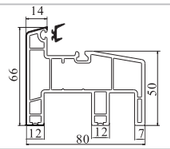	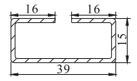	80中梃(H1) T80-ZT (H1) 米重:1.152kg/m 带胶条米重: 3D 1.242kg/m	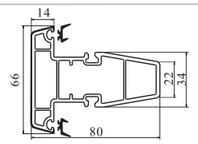	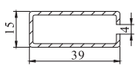
80扇(H) T80-S(H) 米重:0.810kg/m 带胶条米重: 3D 0.855kg/m	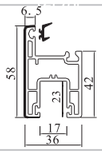	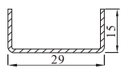			

注:钢衬为理论尺寸，选择钢衬时应对钢衬腔进行实测或试装，并满足成窗抗风压要求。

推拉80B系列断面图

名称	图例	钢衬/说明	名称	图例	钢衬/说明
80平底框(B) T80-PK(B) 米重:1.490kg/m	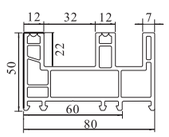	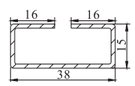	80大扇(B) T80-DS(B) 米重:0.958kg/m 带胶条米重: 1.003kg/m	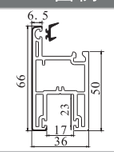	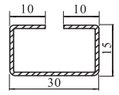
80中梃(B) T80-ZT(B) 米重:1.264kg/m 带胶条米重: 1.354kg/m	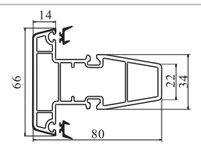	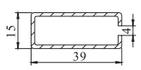	80固定框(B) T80-GDK(B) 米重:1.202kg/m 带胶条米重: 1.247kg/m	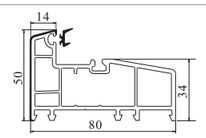	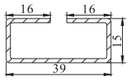
80一体框B(B) T80-YTKB(B) 米重:1.633kg/m 带胶条米重: 1.678kg/m	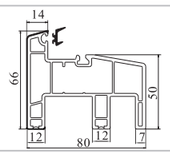	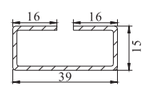			

注:钢衬为理论尺寸，选择钢衬时应对钢衬腔进行实测或试装，并满足成窗抗风压要求。

80推拉系列　两推拉

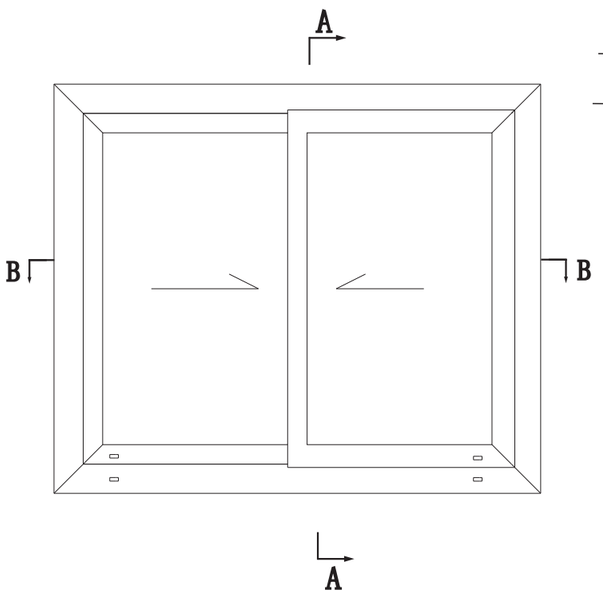

A-A

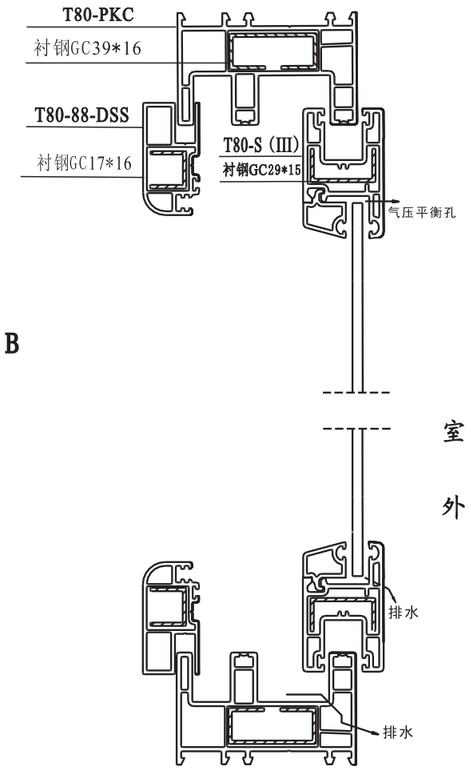

B-B

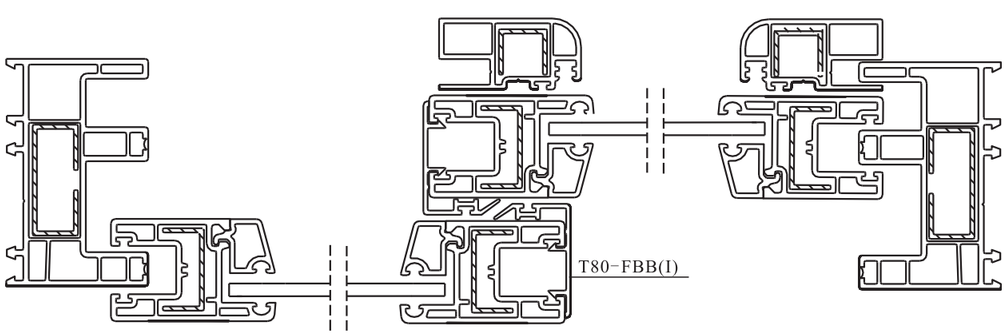

80推拉系列　两推拉带下亮(一体窗B)

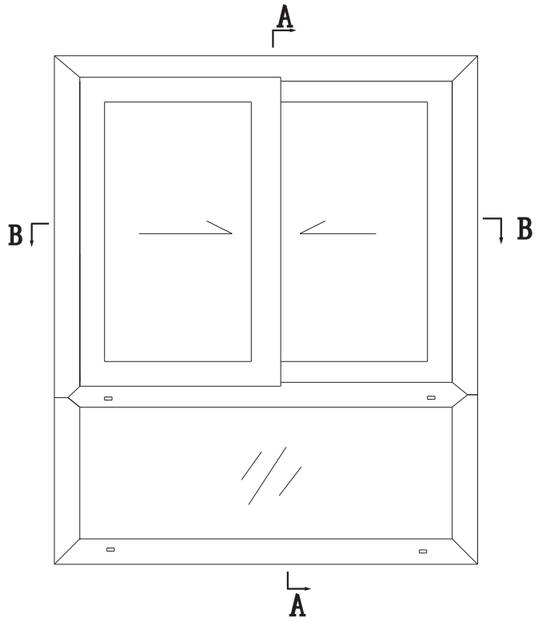

A-A

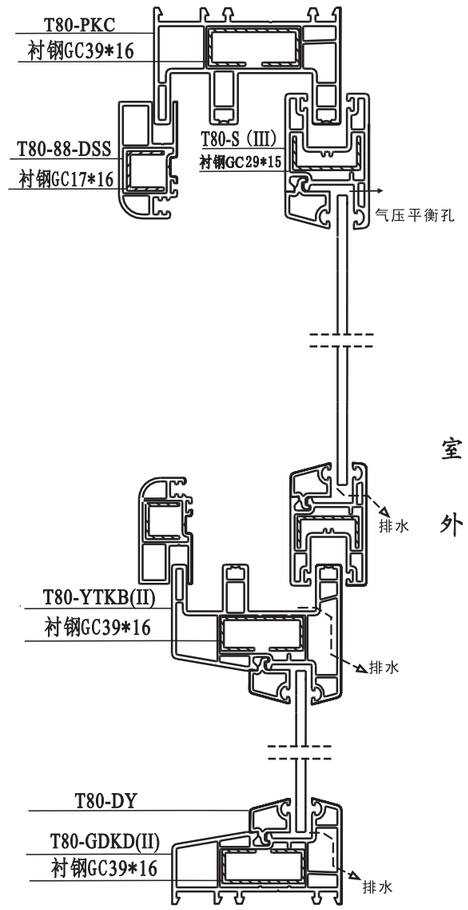

B-B

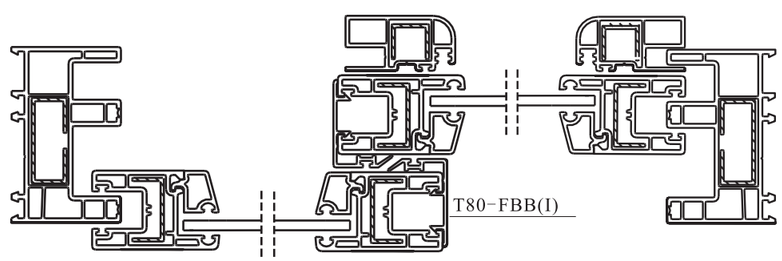

成窗节点图

80推拉系列　两推拉带上亮（组合窗）

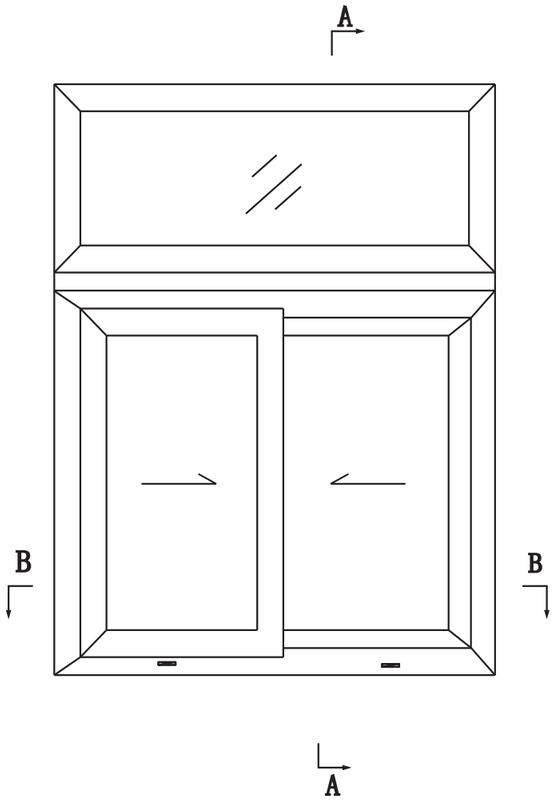

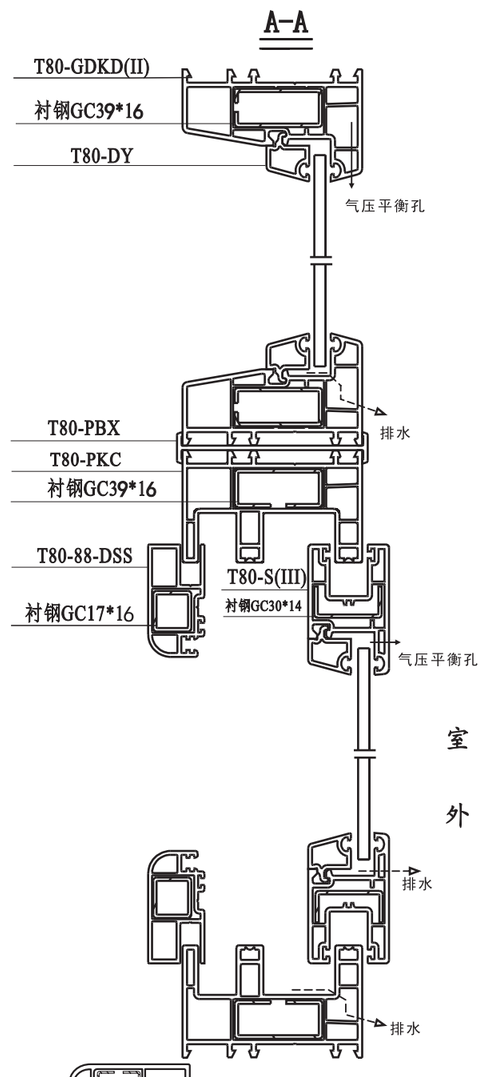

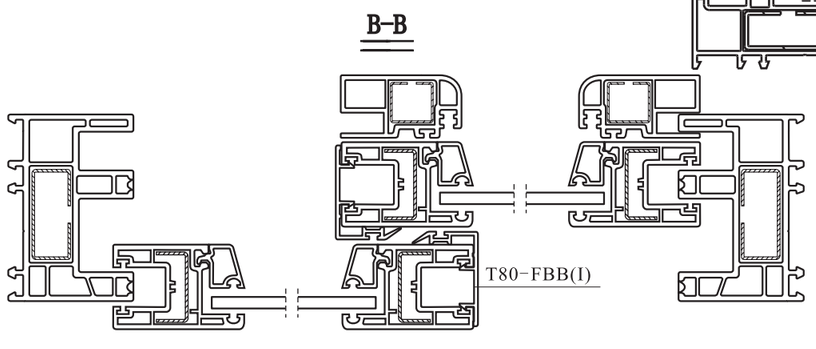

安装示意图

压条断面图
Glazing diagram

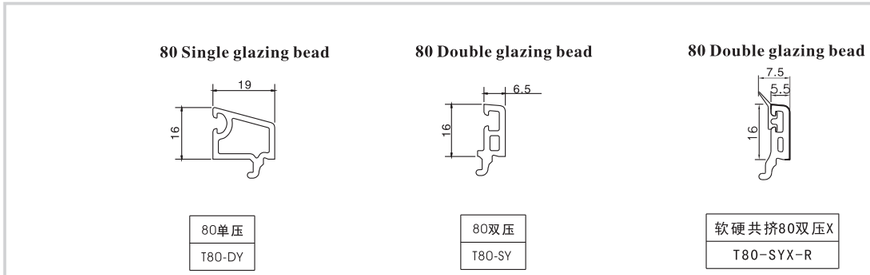

推拉80系列
80 sliding series

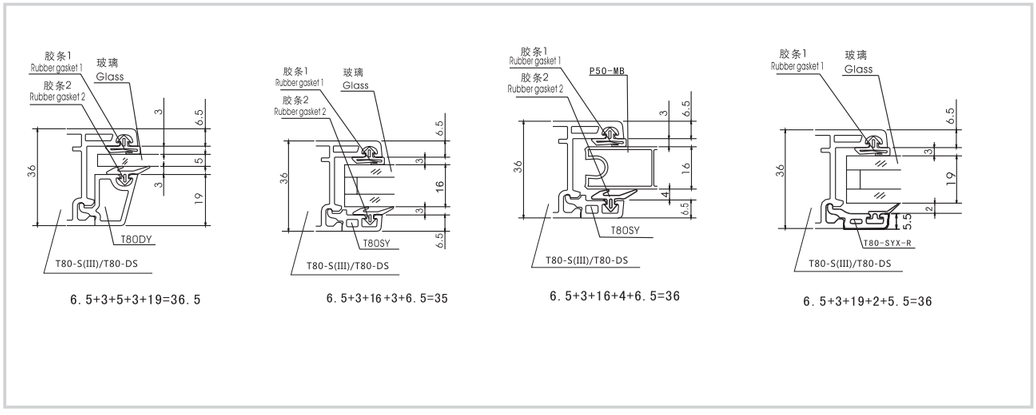

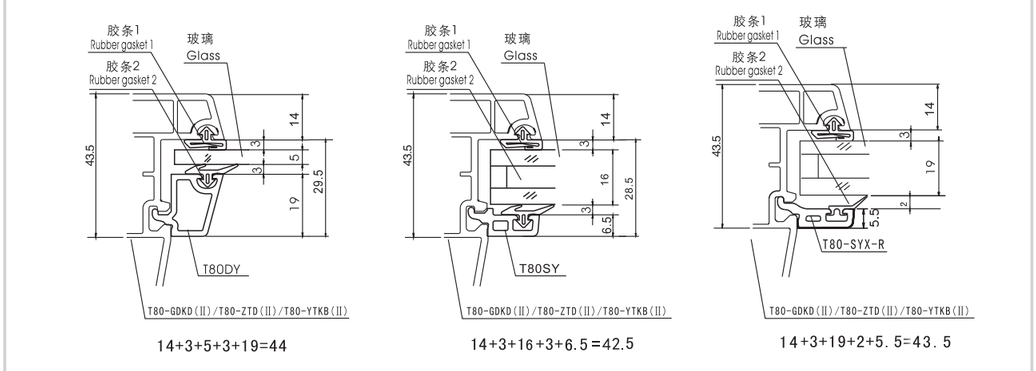

推拉60-88 门窗系列



产品介绍

针对西北地区的气候特点，中财型材在传统“80系列”的基础上，推出了“推拉60-88系列”，性能更加优异，用途更加广泛，具有更强的竞争力，受到广泛好评。

产品优势

合理的断面设计

采用独特的四腔室设计，具有更好的保温隔声性能，并且焊接更加坚固，安全可靠。

多种拼接型材设计

通过“一体框”实现一体窗的设计，代替了传统拼接窗，加工便捷，工艺简单，出窗率高，节约成本。

配件通用性强

产品规格繁多，室内或室外、门扇或窗扇，均可满足需求，应用领域十分广泛。

60-88推拉系列C类型材断面图

名称	图例	钢衬/说明	名称	图例	钢衬/说明
60推拉框 T60-K 米重:1.050kg/m	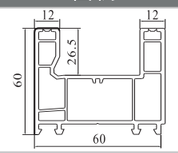	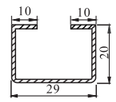	60推拉框B T60-KB 米重:0.992kg/m	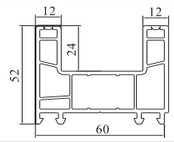	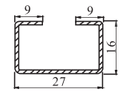
88平底框(J) T88-PK(J) 米重:1.280kg/m 3D	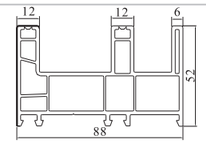	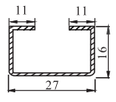	88固定框(I) T88-GDK(I) 米重:0.980kg/m 带胶条米重: 3D 1.025kg/m	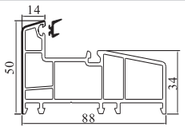	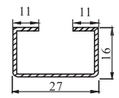
88王字框 T88-WZK 米重:1.600kg/m	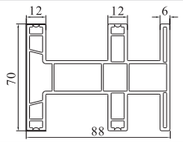	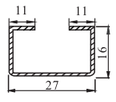	88一体框 T88-YTK 米重:0.647kg/m	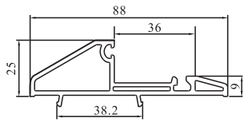	
88一体框(II) T88-YTK(II) 米重:1.340kg/m 带胶条米重: 3D 1.385kg/m	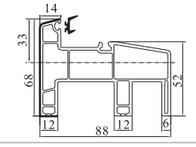	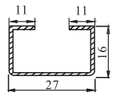	88固定框梃(I) T88-GDKT(I) 米重:1.050kg/m 带胶条米重: 3D 1.140kg/m	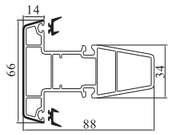	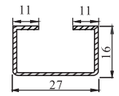
88扇梃 T88-ST 米重:0.630kg/m	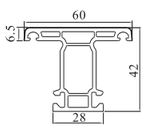	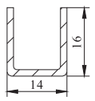	88扇 T88-S 米重:0.775kg/m 带胶条米重: 3D 0.820kg/m	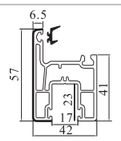	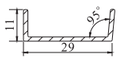
95扇 T95-S 米重:0.880kg/m 带胶条米重: 0.925kg/m	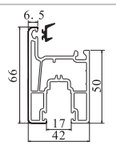	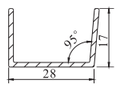	推拉门扇 T-MS 米重:1.110kg/m 带胶条米重: 1.155kg/m	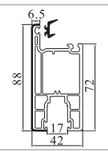	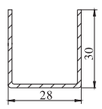
88双压 T88-SY 米重:0.134kg/m 带胶条米重: 0.174kg/m	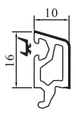	推拉60-88系列框扇配合 19mm中空玻璃时使用。	88单压 T88-DY 米重:0.220kg/m 带胶条米重: 0.260kg/m	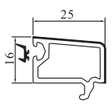	推拉60-88系列框扇配合 5mm单层玻璃时使用。
88双压(I) T88-SY(I) 米重:0.121kg/m 带胶条米重: 0.161kg/m	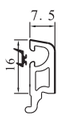	推拉60-88系列框扇配合 22mm中空玻璃时使用。	88四扇连接件 T88-SSLJ 米重:0.300kg/m	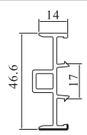	

注:钢衬为理论尺寸，选择钢衬时应对钢衬腔进行实测或试装，并满足成窗抗风压要求。

中财型材 ZHONGCAI PROFILES
型材断面图

60-88推拉系列C类型材断面图

名称	图例	钢衬/说明	名称	图例	钢衬/说明
80-88大纱扇 T80-88DSS 米重:0.450kg/m	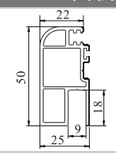	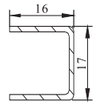	88封边B T88-FBB 米重:0.210kg/m 3D	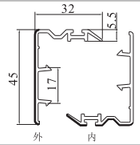	
95封边(2) T95-FB(2) 米重:0.234kg/m 3D	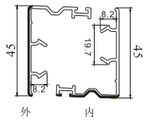		推拉门封边 T-MFB 米重:0.258kg/m 3D	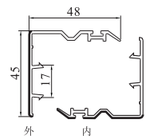	

推拉60-88H系列断面图

60推拉框(H) T60-K(H) 米重:1.165kg/m 3D	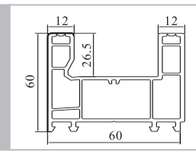	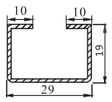	88平底框(H) T88-PK(H) 米重:1.360kg/m 3D	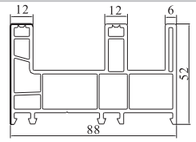	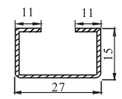
88王字框(H1) T88-WZK(H1) 米重:1.735kg/m	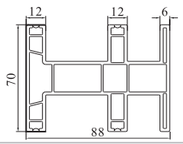	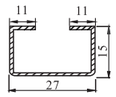	88固定框(H3) T88-GDK(H3) 米重:1.115kg/m 带胶条米重: 3D 1.160kg/m	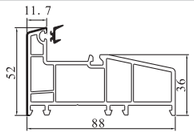	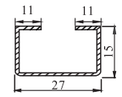
88中梃(H3) T88-ZT(H3) 米重:1.195kg/m 带胶条米重: 3D 1.285kg/m	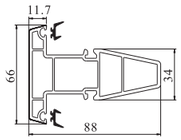	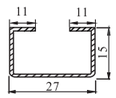	88扇(H) T88-S(H) 米重:0.846kg/m 带胶条米重: 3D 0.891kg/m	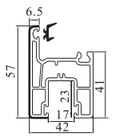	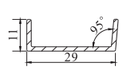
88一体框B(H1) T88-YTKB(H1) 米重:1.454kg/m 带胶条米重: 3D 1.499kg/m	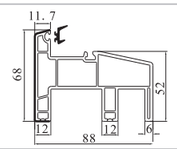	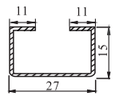			

注:1、88H类产品中固定框、中梃、一体框因皮条耳朵处厚度不同,无法与C类产品混用。
2、钢衬为理论尺寸，选择钢衬时应对钢衬腔进行实测或试装，并满足成窗抗风压要求。

推拉60-88B系列断面图

名称	图例	钢衬/说明	名称	图例	钢衬/说明
60推拉框(B1) T60-K(B1) 米重:1.293kg/m 3D	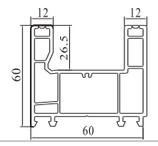	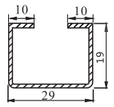	88平底框(B) T88-PK(B) 米重:1.552kg/m 3D	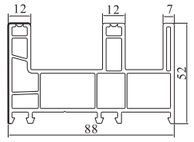	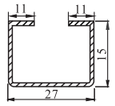
88固定框(B) T88-GDK(B) 米重:1.168kg/m 带胶条米重: 3D 1.213kg/m	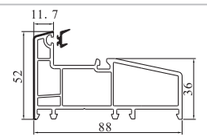	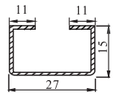	88中梃(B) T88-ZT(B) 米重:1.250kg/m 带胶条米重: 3D 1.340kg/m	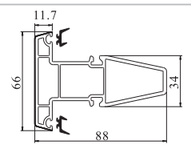	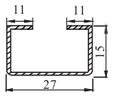
95推拉扇(B) T95-S(B) 米重:1.066kg/m 带胶条米重: 3D 1.111kg/m	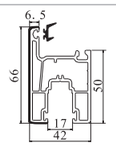	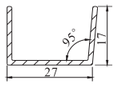	推拉门扇(B) T-MS(B) 米重:1.320kg/m 带胶条米重: 3D 1.365kg/m	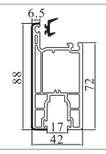	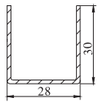
88一体框(B) T88-YTK(B) 米重:1.626kg/m 带胶条米重: 3D 1.671kg/m	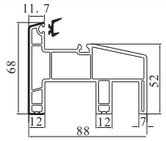	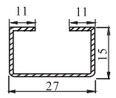	88扇(B) T88-S(B) 米重:0.935kg/m 带胶条米重: 3D 0.980kg/m	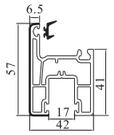	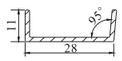
88扇(B2) T88-S(B2) 米重:0.978kg/m 带胶条米重: 3D 1.023kg/m	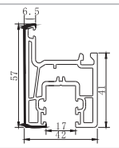	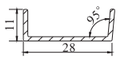			

注:1、88B类产品中固定框、中梃、一体框因皮条耳朵处厚度不同,无法与C类产品混用。
2、钢衬为理论尺寸，选择钢衬时应对钢衬腔进行实测或试装，并满足成窗抗风压要求。

推拉60A系列断面图

60推拉框(A) T60-K(A) 米重:1.400kg/m 3D	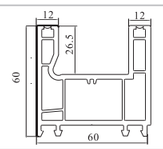	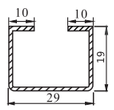	推拉门扇(A) T-MS(A) 米重:1.480kg/m 带胶条米重: 3D 1.525kg/m	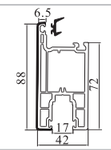	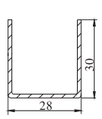

60-88推拉系列　60两推拉门

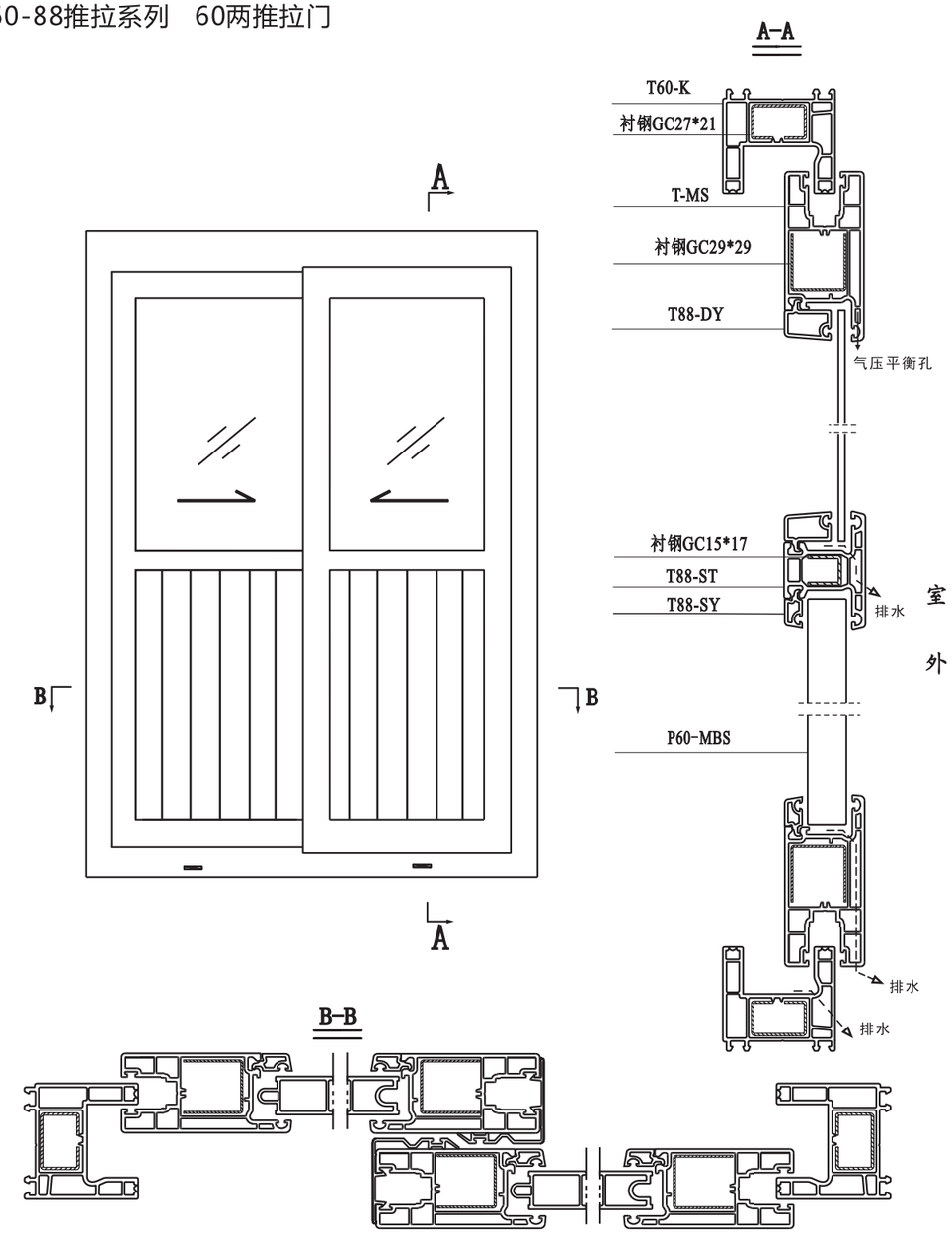

60-88推拉系列　88两推拉门

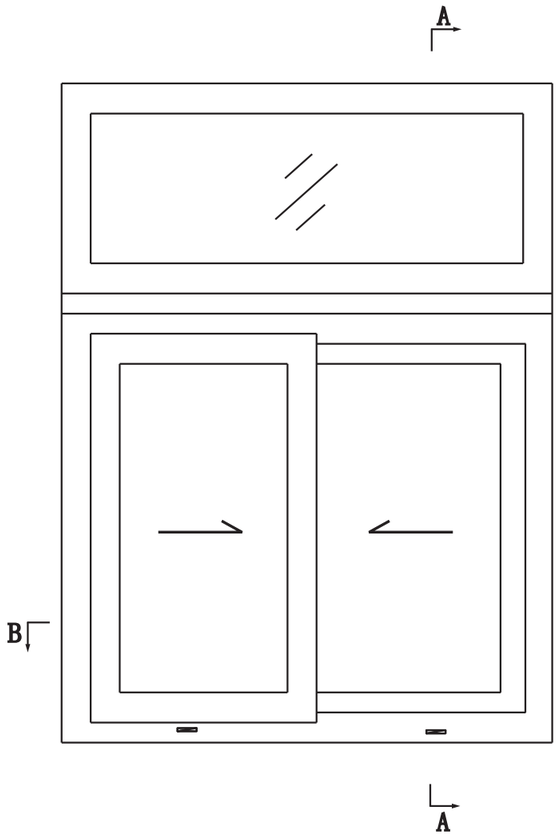

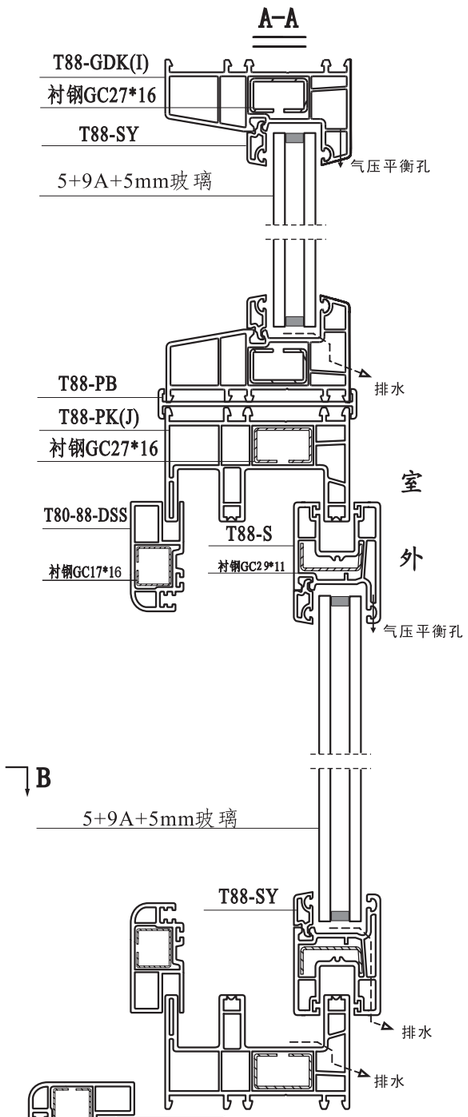

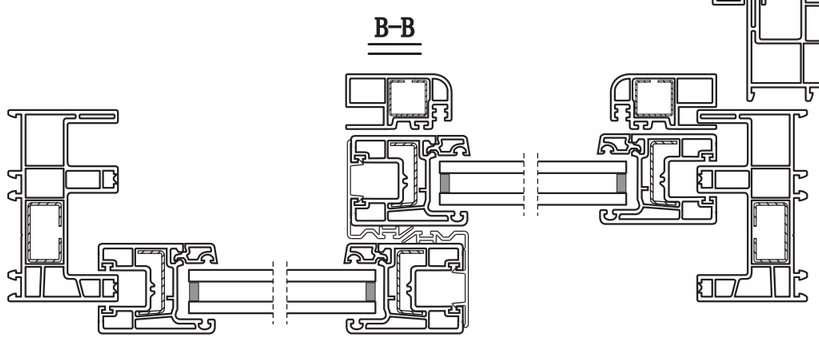

60-88推拉系列　88一体窗

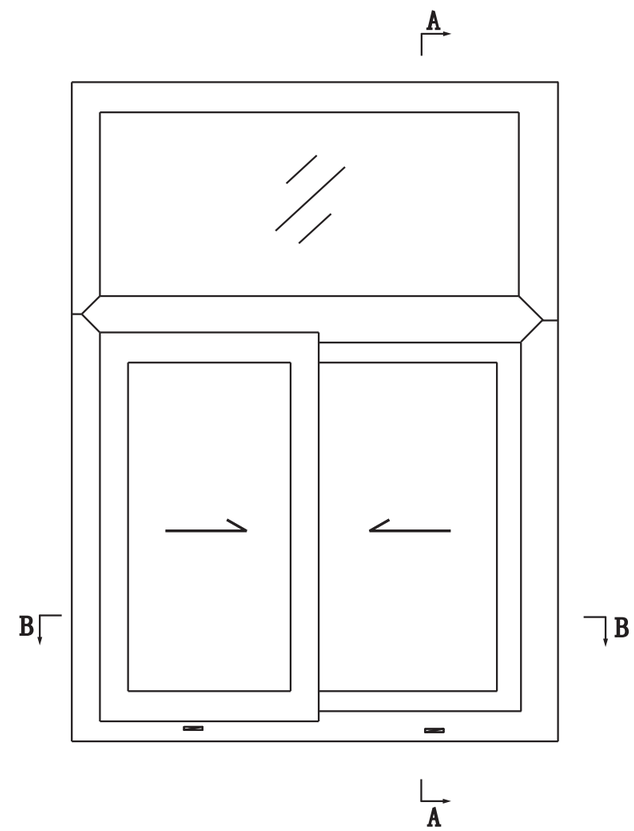

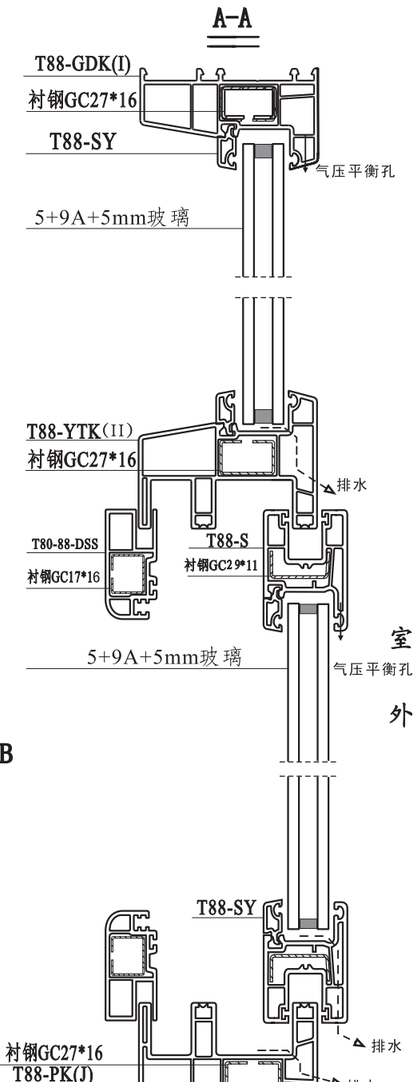

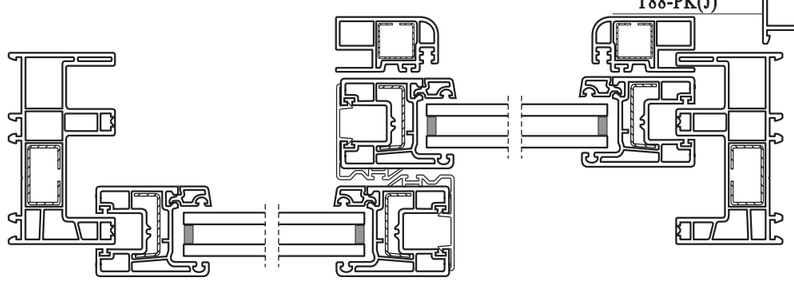

成窗节点图

60-88推拉系列　60四推拉窗

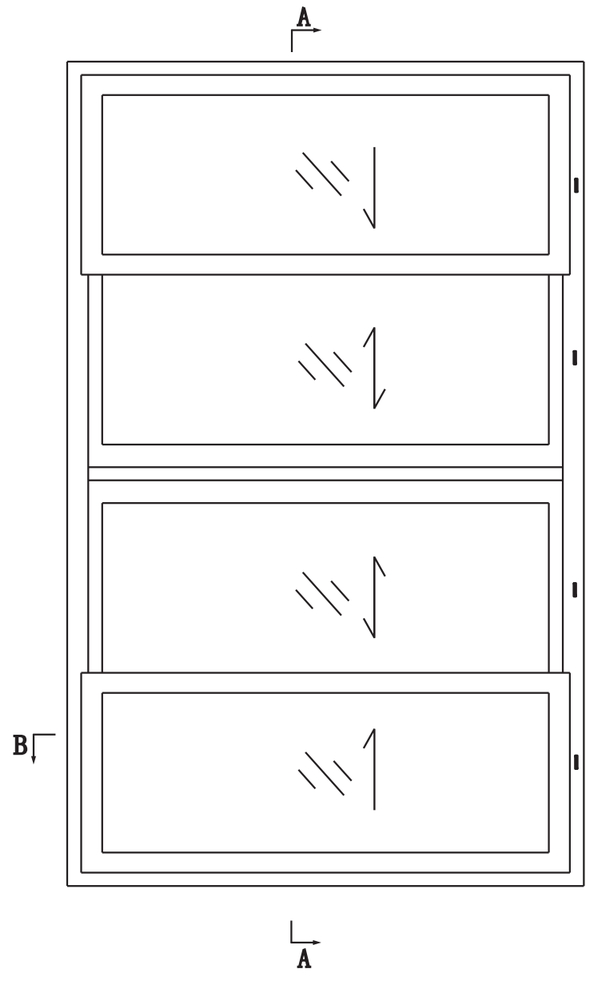

A-A

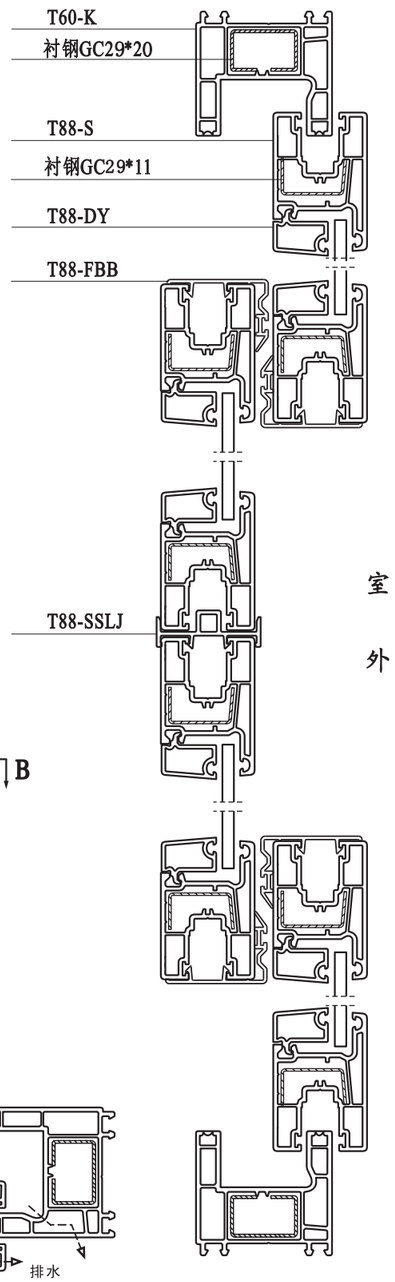

B-B

安装示意图

压条断面图
Glazing diagram

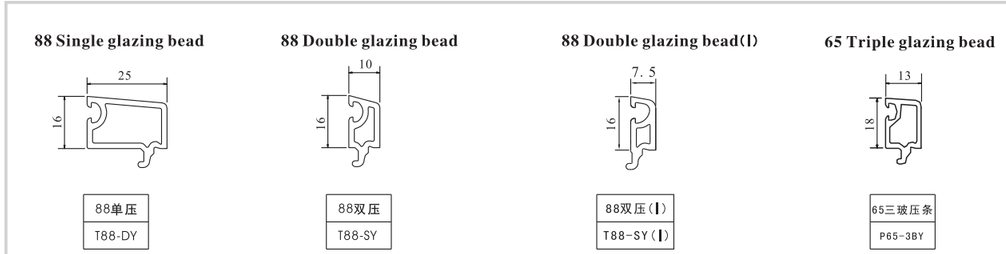

推拉88、95系列
88、95 sliding series

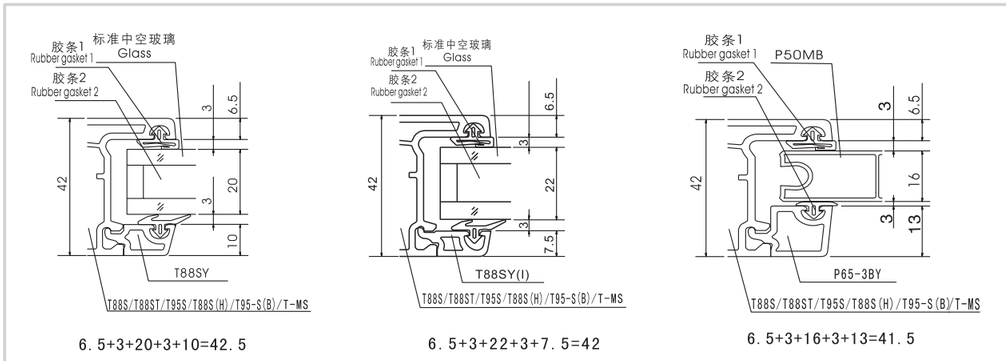

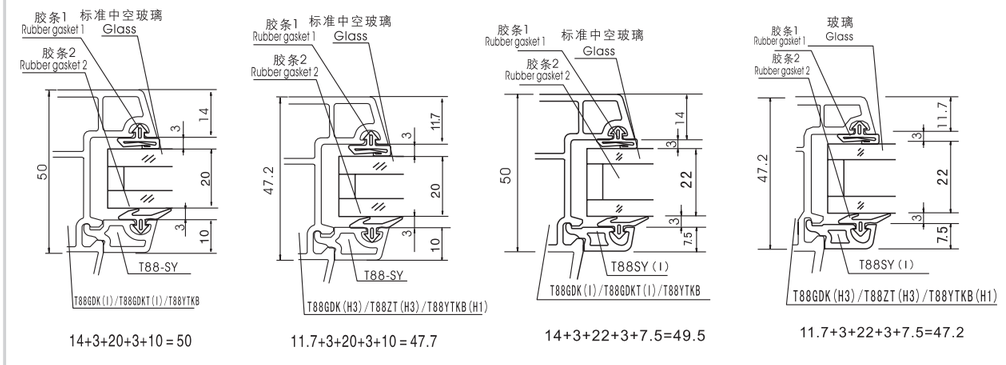

注：算式中合计数大于图形总高度尺寸时，压条装入会略紧，不影响使用。此时所选用的玻璃及皮条应符合标准，否则会使组装时出现困难甚至影响成窗的质量。

拼接辅材

拼接材料断面图

名称	图例	钢衬/说明	名称	图例	钢衬/说明
60转角 F60-ZJ 米重:0.770kg/m	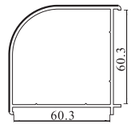	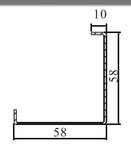	60转角(I) F60-ZJ(I) 米重:0.700kg/m 3D	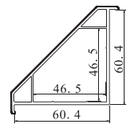	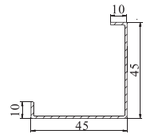
80转角C F80-ZJC 米重:0.987kg/m	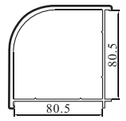	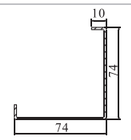	80转角(II) F80-ZJ(II) 米重:1.045kg/m 3D	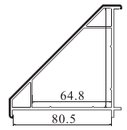	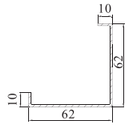
88转角 F88-ZJ 米重:1.096kg/m	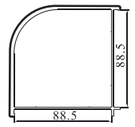	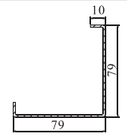	88转角(I) F88-ZJ(I) 米重:1.096kg/m 3D	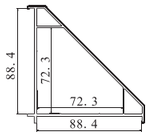	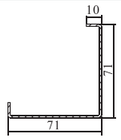
60-80转角 F60-80ZJ 米重:0.825kg/m	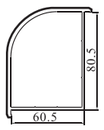	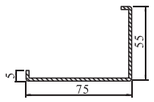	60-88转角 F60-88ZJ 米重:0.915kg/m	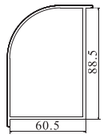	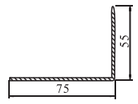
80-88转角 F80-88ZJ 米重:1.170kg/m	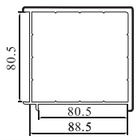	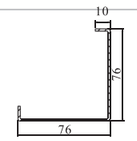	80万向转角 F80-WXZJ 米重:0.708kg/m	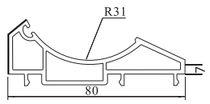	80系列万向转角， 需与F-YG配套使用。
万向转角 F-WXZJ 米重:0.500kg/m	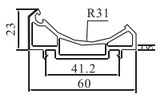	适用于60、88系列， 需与F-YG配套使用。	120° 转角 F120°ZJ 米重:0.900kg/m	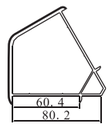	适用于60、80、 88系列120°拼接 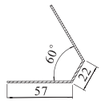
圆管 F-YG 米重:0.550kg/m		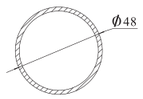	135° 转角C F135°ZJC 米重:0.770kg/m	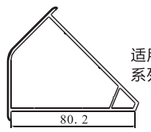	适用于80、88 系列135°拼接 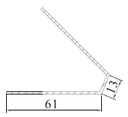
135° 转角(II) F135°ZJ(II) 米重:0.594kg/m	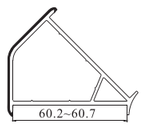	适用于60系 列135°拼接 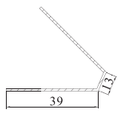			

拼接材料断面图

名称	图例	钢衬/说明	名称	图例	钢衬/说明
大拼管(小面) F-DPG-X 米重:1.090kg/m 3D	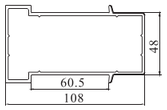	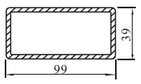 适用于60、80、88系列	60拼管 F60-PG 米重:0.665kg/m 3D	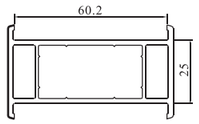	
80拼管CX F80-PGCX 米重:0.716kg/m 3D	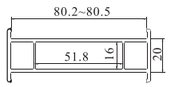 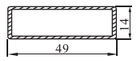		88拼管(Ⅱ) F88-PG(Ⅱ) 米重:0.870kg/m 3D	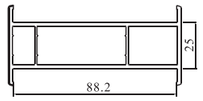 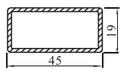	
60拼板 F60-PB 米重:0.245kg/m 3D	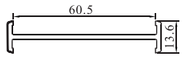	用于60系列窗框之间的直线拼接。	80拼板X F80-PBX 米重:0.334kg/m	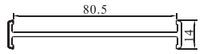	用于80系列窗框之间的直线拼接。
88拼板 F88-PB 米重:0.342kg/m	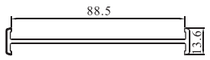	用于88系列窗框之间的直线拼接。	60-80拼板 F60-80PB 米重:0.400kg/m		用于60与80系列窗框之间的直线拼接。
60-88拼板 F60-88PB 米重:0.433kg/m	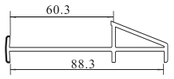	用于60与88系列窗框之间的直线拼接。	盖帽条 F-GMT 米重:0.108kg/m	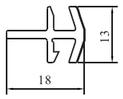	用于相同宽度窗框的直线拼接。
双拼条 F-SPT 米重:0.178kg/m	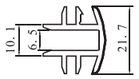		*60-80双拼条 F60-80SPT 米重:0.292kg/m	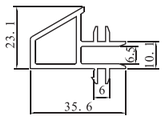	
80-88双拼条 F80-88SPT 米重:0.292kg/m	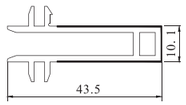		*T型拼条 F-TPT 米重:0.129kg/m	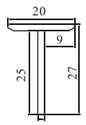	制作四扇推拉门窗时，用于封闭两个纱窗之间的缝隙。
*防水挡板 F-FSDB 米重:0.245kg/m	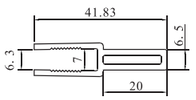	与推拉框纱扇轨配套使用，提高防水性能			

60平开系列

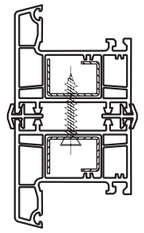
普通拼接（盖帽条）

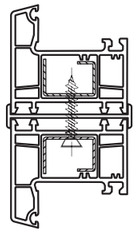
普通拼接（60拼板）

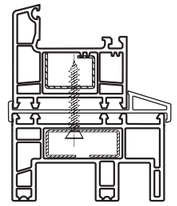
普通拼接（60-80拼板）

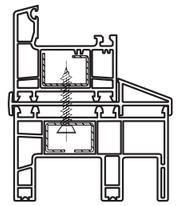
普通拼接（60-88拼板）

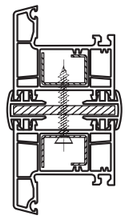
加强拼接（双拼条）

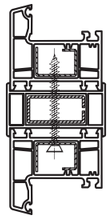
加强拼接（60拼管）

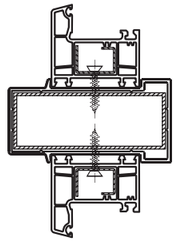
超强拼接（大拼管）

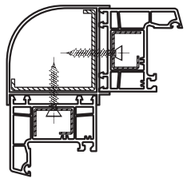
90° 转角（60转角）

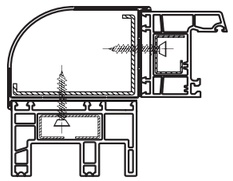
90° 转角（60-80转角）

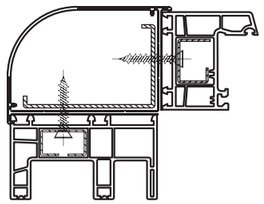
90° 转角（60-88转角）

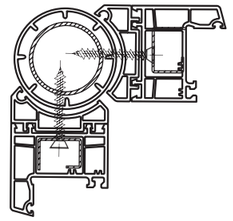
万向转角

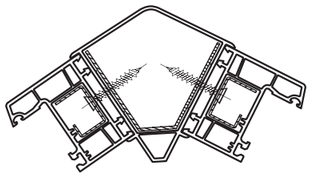
120° 转角

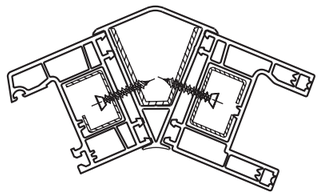
135° 转角Ⅱ

80推拉系列

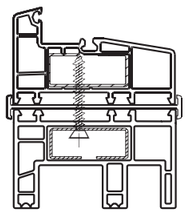
普通拼接（80拼板）

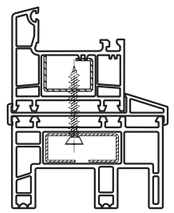
普通拼接（60-80拼板）

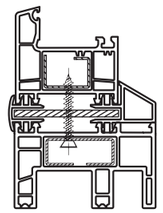
加强拼接（60-80双拼条）

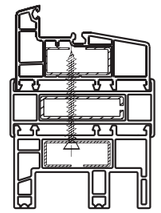
加强拼接（80拼管C）

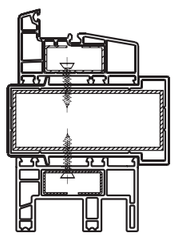
超强拼接（大拼管）

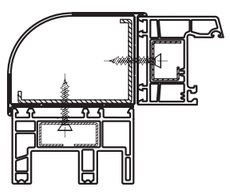
90° 转角（60-80转角）

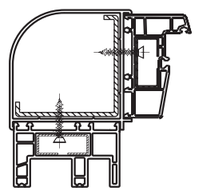
90° 转角（80转角C）

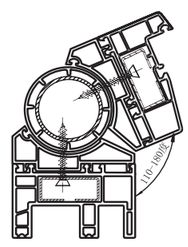

80万向转角

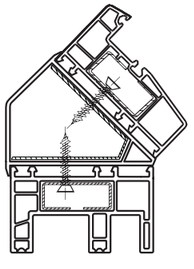
135° 转角C

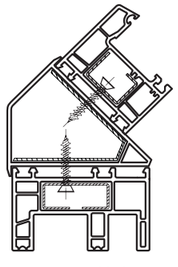
135° 转角C

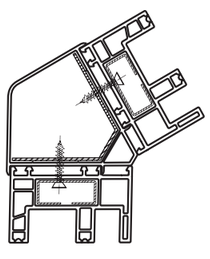
120° 转角

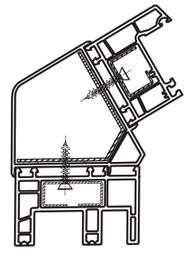
120° 转角

60-88推拉系列

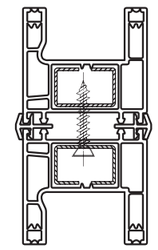
普通拼接（盖帽条）

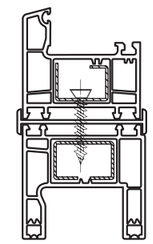
普通拼接（60拼板）

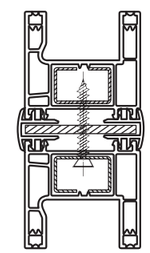
加强拼接（双拼条）

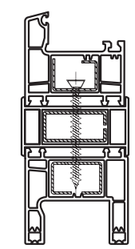
加强拼接（60拼管）

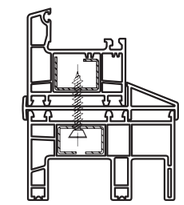
普通拼接（60-88拼板）

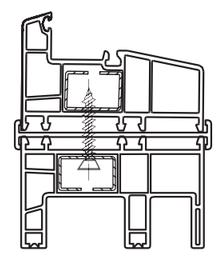
普通拼接（88拼板）

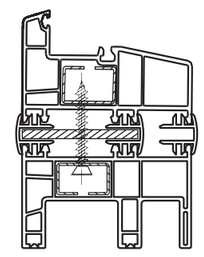
加强拼接（双拼条）

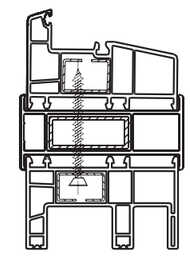
普通拼接（88拼管Ⅱ）

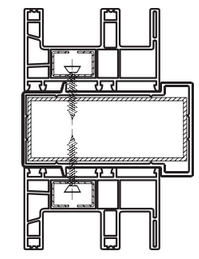
超强拼接（大拼管）

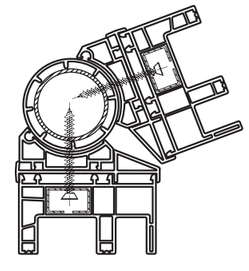
万向转角（万向转角+60-88拼板）

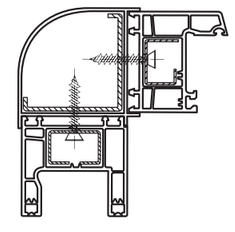
90° 转角（60转角）

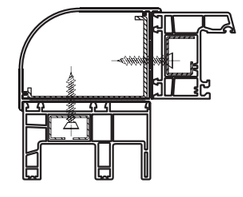
90° 转角（60-88转角）

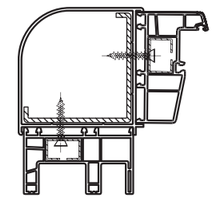
90° 转角（88转角）

60-88推拉系列

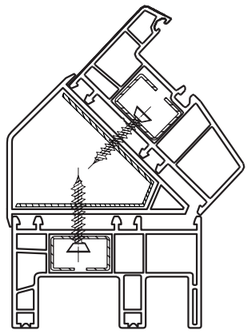

135° 转角C

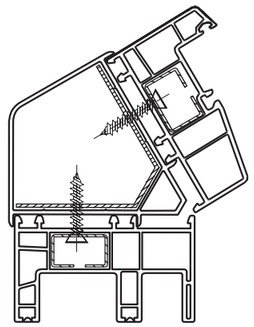

120° 转角C

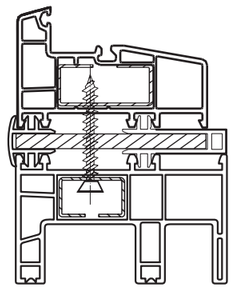

80-88双拼条

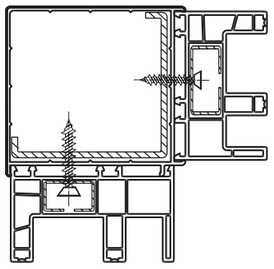

推拉80-88转角

压花系列

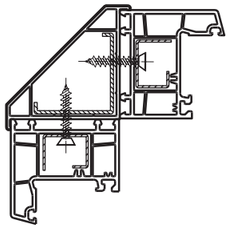

平开60压花转角

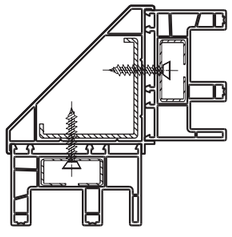

推拉80压花转角

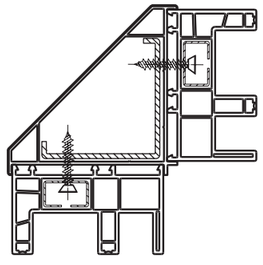

推拉88压花转角

温馨提示

型材规格系列	窗型图	代号	长度 (m)	米重 (kg/m)	单窗重量 (kg)	出窗率 (m²/t)
P60 C内平开窗	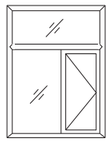 长：1500 高：1500 亮：500 扇：600	P60-K-D P60-STX-D P60-NKS P60-SY	6.024 2.445 3.056 9.900	0.965 1.070 1.130 0.186	13.725	163.93
P60B1内平开窗		P60-K(B1)-D P60-ZT(B9)-D P60-NKS(B1) P60-SY	6.024 2.446 3.056 9.892	1.102 1.190 1.254 0.186	15.221	147.82
P60C外平开窗		P60-K-X P60-STX-X P60-WKS P60-SY	6.024 2.446 3.056 9.844	0.965 1.070 1.200 0.186	13.929	161.55
P60内平开门	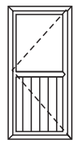 长:1000 高:2100 下部高:1000	P60-K-D P60-STX-D P60-NKMSX P60-SY P60-MBS	6.224 0.806 5.968 6.712 6.832	0.965 1.070 1.420 0.186 0.670	21.169	99.21
新型百叶外墙装饰条系列	 长：1000 高：1200	F-BYK F-BYK(K) F-BYP(I)	2.012 2.412 18.24	0.472 0.472 0.227	6.05	198.35

温馨提示

型材规格系列	窗型图	代号	长度 (m)	米重 (kg/m)	单窗重量 (kg)	出窗率 (m²/t)
P65 B内平开窗	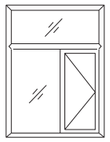 长：1500 高：1500 亮：500 扇：600	P65-K(B4) P65-ZT(B4) P65-NKS(B) P65-DQB P65-SBY P65-KSY	6.024 2.447 3.056 3.024 2.552 7.292	1.233 1.449 1.367 0.228 0.234 0.287	18.530	121.42
P70B2内平开窗	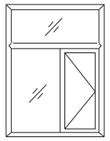 长：1500 高：1500 亮：500 扇：600	P70-K(B2) P70-ZT(B2) P70-NKS(B2) P70-SY(Ⅱ)	6.024 2.452 3.048 9.888	1.301 1.499 1.394 0.265	18.38	122.43

温馨提示

型材规格系列	窗型图	代号	长度 (m)	米重 (kg/m)	单窗重量 (kg)	出窗率 (m²/t)
60推拉窗	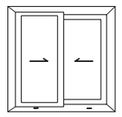 长：1500 高：1500	T60-K T88-S T88-SY T88-FBB	6.024 8.536 7.832 2.792	1.050 0.775 0.134 0.210	14.575	154.37
80推拉窗		T80-PKC T80-S(III) T80-SY T80-FBB(I) T80-88DSS	6.024 8.656 7.936 2.820 4.328	1.192 0.716 0.120 0.186 0.450	16.804	133.905
80推拉窗(拼接)	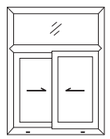 长：1500 高：1800 扇：1200	T80-PKC T80-GDKD(II) T80-S(III) T80-SY T80-FBB(I) T80-PBX	5.424 4.220 7.456 10.664 2.220 1.500	1.192 0.950 0.716 0.120 0.186 0.334	18.005	149.95
80推拉窗(一体B)		T80-PKC T80-GDKD(II) T80-YTKB(II) T80-S(III) T80-SY T80-FBB（I）	3.918 2.718 1.472 7.524 10.766 2.254	1.192 0.950 1.265 0.716 0.120 0.186	16.211	166.56
80软硬共挤 推拉窗(一体B)		T80-PKC T80-GDKD(II)-R T80-YTKB(II)-R T80-S(III)-R T80-SY-R T80-FBB（I）	3.918 2.718 1.472 7.524 10.766 2.254	1.192 0.995 1.310 0.761 0.160 0.186	17.171	157.246

温馨提示

型材规格系列	窗型图	代号	长度 (m)	米重 (kg/m)	单窗重量 (kg)	出窗率 (m²/t)
88推拉窗	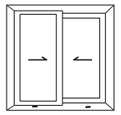 长：1500 高：1500	T88−PK（J） T88-S T88-SY T88-FBB T80-88DSS	6.024 8.632 7.928 2.812 4.296	1.280 0.775 0.134 0.210 0.450	17.987	125.09
88推拉窗（一体）		T88-PK(J) T88-WZK T88-YTK T88-S T88-SY T88-FBB	6.624 1.472 3.842 7.500 10.542 2.246	1.280 1.600 0.647 0.775 0.134 0.210	21.018	128.47
88推拉窗（一体II）	 长：1500 高：1800 扇：1200	T88-PK(J) T88-GDK(I) T88-YTK(II) T88-S T88-SY T88-FBB	3.918 2.718 1.472 7.504 10.760 2.248	1.280 0.980 1.340 0.775 0.134 0.210	17.381	155.35
88软硬共挤 推拉窗（一体II）		T88-PK(J) T88-GDK( )-R T88-YTK(II)-R T88-S-R T88-SY-R T88-FBB	3.918 2.718 1.470 7.504 10.760 2.248	1.280 1.025 1.385 0.820 0.174 0.210	18.335	147.263
88推拉窗（拼接）	 长：1500 高：1800 扇：1200	T88-PK(J) T88-GDK(I) T88-S T88-SY T88-FBB F88-PB	5.424 4.220 7.432 10.652 2.212 1.500	1.280 0.980 0.775 1.340 0.210 0.342	19.245	140.29

温馨提示

型材出窗率

型材规格系列	窗型图	代号	长度 (m)	米重 (kg/m)	单窗重量 (kg)	出窗率 (m^2/t)
88H推拉窗（一体B）	 长：1500 高：1800 扇：1200	T88-PK(H) T88-GDK(H3) T88-YTKB(H1) T88-S(H) T88-SY T88-FBB	3.918 2.718 1.470 7.504 10.760 2.248	1.360 1.115 1.454 0.846 0.134 0.210	18.758	143.95
88H推拉窗	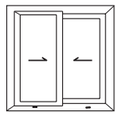 长：1500 高：1500	T88-PK(H) T88-S(H) T88-SY T88-FBB T80-88DSS	6.024 8.632 7.928 2.812 4.316	1.360 0.846 0.134 0.210 0.450	19.090	117.87
88B推拉窗（一体B）	 长：1500 高：1800 扇：1200	T88-PK(B) T88-GDK(B) T88-YTK(B) T88-S(B) T88-SY T88-FBB	3.918 2.718 1.472 7.600 10.76 2.248	1.552 1.168 1.626 0.935 0.134 0.210	20.669	130.63
60推拉门	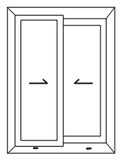 长：1500 高：2100	T60-K T-MS T88-SY T-MFB	7.224 10.996 9.796 3.980	1.050 1.110 0.134 0.258	22.131	142.33
88推拉门		T88-PK(J) T-MS T88-SY T-MFB T80-88DSS	7.224 11.092 9.892 4.012 5.546	1.280 1.110 0.134 0.258 0.450	26.416	119.246

门窗配件选用

名称	示意图	备注
门窗铰链	合页 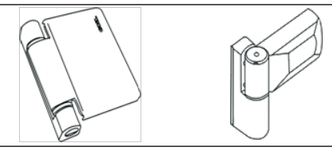	
	角部铰链 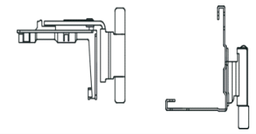	(1)轴心距9mm，适用于60平开窗、65三密封平开窗。 (2)轴心距13mm，适用于70B2平开窗及60、65平开门。
摩擦铰链	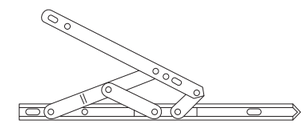	
风撑	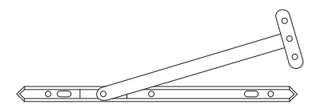	(1)叠高12-14.5mm，适用于P60、P70系列。 (2)叠高10mm，适用于P60、P65B三密封
窗传动器	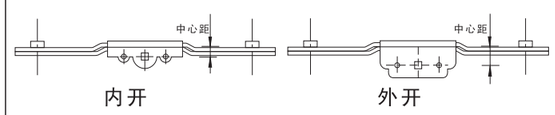 内开 外开	(1)内开传动器中心距7mm，适用于P60-NKS、P60-NKS(B2)、P65-NKS(B)、P70-NKS(B2)等产品 (2)外开传动器中心距19mm,适用于P60-WKS。
门传动器	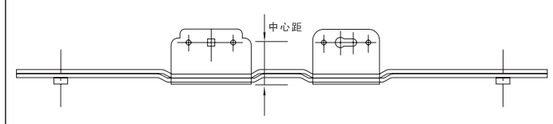	中心距32mm，适用于P60平开门。
传动执手	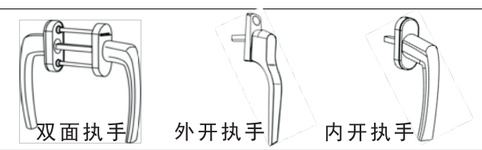 双面执手 外开执手 内开执手	(1)双面执手用于平开门。 (2)外开执手用于外开窗。 (3)内开执手用于内开窗。
助升块	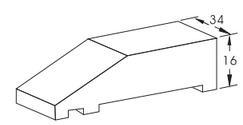	(1)双面执手用于平开门。 (2)外开执手用于外开窗。 (3)内开执手用于内开窗。
插销	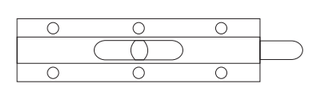	

名称	示意图	备注
加强中梃端盖	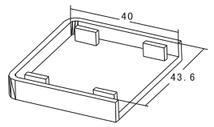	用于P60-JQZT(B)。
中梃螺接件	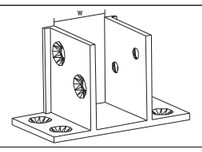	用于P60-ZT(B1)　W=23 用于P60-JQZT(B)　W=31
月牙锁	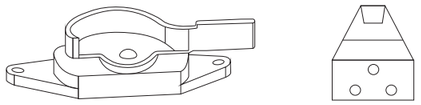	
推拉扇滑轮	平轮 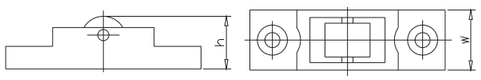	W=16mm,H=14mm,适用于所有推拉系列; 配合平铝轨使用。
	凹轮 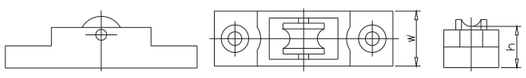	W=16mm,H=13mm,适用于所有推拉系列; 配合凸铝轨使用。
纱扇滑轮	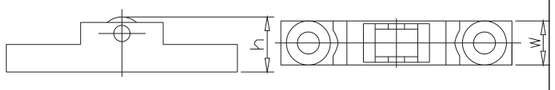	W=8mm,H=10mm,适用于T80-SS、T80-88DSS。
铝滑轨	凸轨 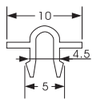 平轨 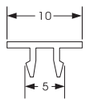	
防风块	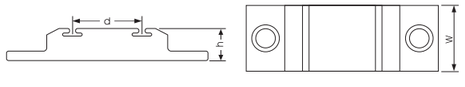	(1)W=37mm,H=12mm,适用于T60-88系列。 (2)W=32mm,H=10mm,适用于T80系列。
限位块	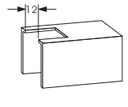	用于 T80-PKC、T88-PK(J)、T60-K

名称	示意图	备注
碰珠	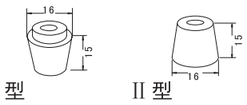 Ⅰ型　Ⅱ型	(1)　I型碰珠,适用于T95-S、T-MS。 (2)　II型碰珠，适用于T80-DS(B)、T80-S（III）、T88-S等产品。
防盗块		
密封胶条	 GDE35　AD30	AD30胶条用于框扇梃上，GDE35胶条用于玻璃压条。
毛条	 (1)　(2)	(1)5×6毛条,适用于T80系列、T80-SS、T80-88DSS、60纱扇。 (2)6×6毛条,适用于T60-88系列、P-MFB。
纱扇嵌条		
玻璃垫块	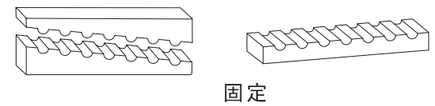 可调　固定	
固定片	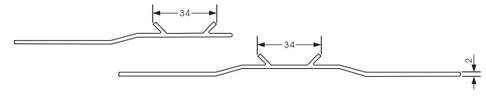	
水槽盖		
工艺盖		

温馨提示

真彩型材使用注意事项

中财真彩型材是由中财集团与通用塑料集团合作研发的，它使用ASA表层共挤技术实现型材的彩色化处理。ASA塑料具有耐候性、长久使用性、色彩稳定性、且与PVC有良好的兼容性，克服了以往彩色型材耐候性问题，是彩色型材发展的主流方向。

真彩型材加工过程需注意的事项：

1、 发货时应区分大小面共挤。

2、 如内开窗框、梃为大面朝室外，应使用大面共挤材料，而外开窗框、梃小面朝室外，应使用小面共挤材料；推拉窗封边一个大面向外，另一个小面向外，发货时应加以区分。

3、真彩型材运输应注意遮阳，必须在阴凉的仓库中整齐存放。

由于彩色面的吸热量大，如果室外存放会因型材彩色面温度高于白色部分，在热胀冷缩的作用下，导致型材弯曲进而影响使用。

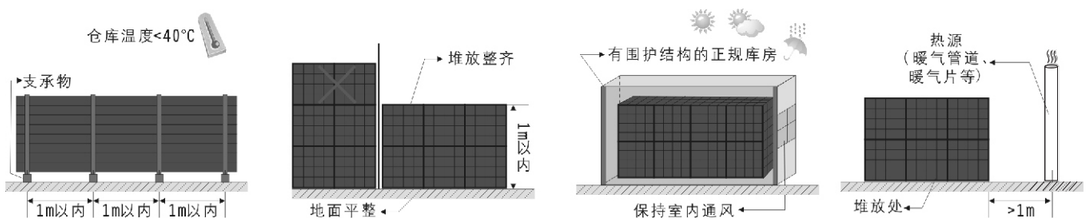

4、门窗焊缝需进行涂漆。

由于ASA共挤层较薄，门窗焊缝清角后会露出白色PVC层，需进行喷涂处理。为确保成窗的整体耐候性，公司配备专用高耐候性涂料，可在发货时随车带出。

5、按规范安装钢衬、开设通气孔，避免成窗弯曲。

钢衬的形状与壁厚应根据计算确定，钢衬与型材内腔的配合间隙不应大于1mm，每个钢衬的紧固件不少于3个，其间距不大于300mm，距型材端头内角距离不大于100mm，保证杆件的强度；另外，门窗的彩色面受阳光照射吸收热量，导致因外侧封闭腔体气体膨胀使型材变形，所以真彩型材加工时必须另外开设通气孔，保证与彩色面相连的腔体全都与外部空气贯通，有效避免弯曲。

6、真彩门窗应选用优质橡胶类胶条（如三元乙丙胶条）。

真彩门窗ASA彩色面比PVC软，当含有劣质增塑剂的密封胶条与其接触，会引起接触面变色或溶胀、发粘，当窗户打开时就会破坏型材彩色面的材料，影响门窗的美观和使用。所以真彩门窗密封胶条的正确选用非常重要，应选用优质的橡胶类胶条（如三元乙丙胶条）。

高抗紫外线型材使用注意事项

我公司白色型材全部为高抗紫外线型材。高抗紫外线型材采用单面共挤技术生产，高抗共挤面具有更强的抗紫外线老化性能，使用时应注意高抗面必须朝向室外使用。

高抗紫外线型材高抗面识别方法：

1、区分大、小面共挤的产品

(1)主型材表面贴高抗紫外线保护膜；(2)型材钢印标识“↑”箭头方向为高抗面；(3)产品合格证上名称后缀“D”代表大面共挤，“X”代表小面共挤。

2、其他产品

（1）白色P60-ZZT 共挤产品在玻璃槽内喷“↑”与“箭头方向朝室外安装”的标记，标记间距为90~100cm；

（2）白色F-YG 在两边共挤面和非共挤面交接处，用两台喷码机喷有“↑箭头方向朝室外安装” 的标记，标记间距为90~100cm；

（3）小百叶片共挤面与非共挤面的区分标记，在共挤面的内腔里面修改两个凸台来区分；

（4）白色80、88 四扇连接件共挤面与非共挤面的区分标记，在四扇连接件的卡槽内喷“↑”与“箭头方向朝室外安装”的标记，标记间距为90~100cm；

（5）白色50、60门板在非共挤面的保护膜上喷或印制“此面朝室内安装”标记，以免共挤与非共挤面安装出错；

(6)白色拼板、拼管在卡接口内朝共挤面喷“↑”与“箭头方向朝室外安装”的标记，标记间隔90-100cm。

制作外开门窗时，应使用小面共挤框、梃（如GK-P60-K-X、GK-P60-STX-X），固定压条室外使用时应采用高抗压条；制作内开门、窗时，应使用大面共挤框、梃（GK-P60-K-D，GK-P60-STX-D）；同时加工内开和外开型材时，应注意将大、小面共挤的型材分开存放，杜绝将大、小面共挤型材混合使用。

型材焊接是塑料门窗组装加工成形的关键工序，焊接强度直接影响塑料门窗的使用功能。在PVC塑料异型材原料配方稳定的前提下，可以通过以下方法提高焊角强度。

一、型材下料尺寸。保证型材下料尺寸及切割角度的准确性，切割面应光滑平整，不应有缺口和脏污。

二、提高焊板的质量。焊板上各点温度应均匀一致，温控稳定可靠，以及实际温度与设定温度是否一致。建议使用点式测温仪对焊板温度进行调整和校准。

三、焊板和定位板的位置。包括上下压钳是否平整，前后、左右定位板是否垂直，焊板与上下压钳平台是否垂直等方面。

四、焊布的选用。应选用高强度、耐热、不易粘料的优质焊布，在使用过程中保持清洁，如有破损应及时更换。

五、控制对接挤压量。对接挤压量是第二次进给距离减去第一次进给距离，挤压量一般应控制在1mm左右，过大或过小都会影响强度。一般可通过下压钳进给气缸行程或进给控制螺栓调整对接挤压量。

六、使用增焊块。在型材内设置增焊块，增加焊接表面积从而提高焊接强度。

七、设置正确的焊接工艺。

1、焊接温度：255-260℃。温度过低，焊接面达不到最佳塑化状态，温度过高会引起焊接面材料分解，这都会影响焊接质量。最佳焊接温度的确定方法：使用断面干净的型材，调整不同焊接温度进行焊接，当焊渣微微泛黄，且清角后无黄色痕迹时的温度即为最佳焊接温度。

2、压钳压力：前压钳0.35-0.5MPa，后压钳0.3-0.45MPa。压力大小取决于型材的断面结构，能保证焊接时型材不发生位移即可。

3、加热时间：25-35S。合理的加热时间可保证型材端面达到最佳塑化状态，加热时间过长过短都会影响焊接质量。

4、对接压力：0.25-0.35MPa。将粘流态型材端面对接到一起所需的压力。

5、焊接保压时间：30-40S。将粘流态型材端面对接到一起后，需要在压力作用下进行足够时间的冷却，才能保证焊缝牢固。

ZHONGCAI PROFILES
预防彩色型材弯曲的说明

型材弯曲的原因浅析

运输不当

PVC塑料型材在包装、装卸、运输和储存的过程中，应避免抛摔、冲击和长时间的日晒，否则容易导致型材的磨损和弯曲，特别是深色易吸热的彩色型材。

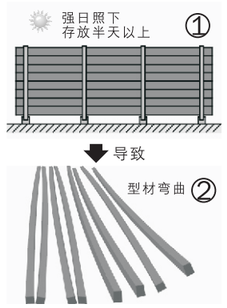

储存不当

储存不当是塑料型材弯曲的主要原因，特别是彩色型材，应存放于通风良好的室内，且应保持地面平整。

组装不当

为避免门窗上墙后的变形，应按照组安装规范：彩色外窗应在彩色型材最外侧的密闭腔体处加工通气孔（特别是深色的彩色塑料门窗）。

正确的储存方法

型材在到货时，应将材料移入平整的室内存放24小时以上，散热充分后，再进行下料加工。

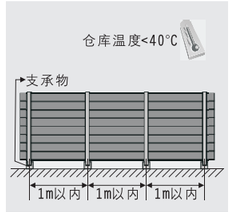

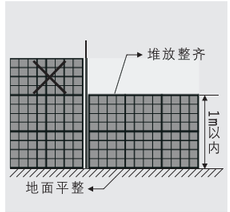

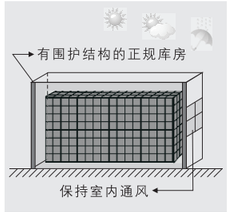

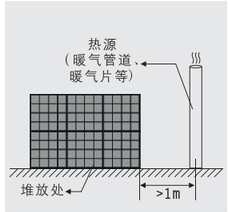

型材弯曲后的补救措施

1、将变形的型材重新包紧，放置在平整的地面，摆放整齐，在阳光下放置24小时，移入室内压平堆放1天后，可有效纠正或减缓变形；

2、若型材弯曲不严重，本着损失最小化的原则，宜切割成短料使用；

3、若框类轻微上下弯曲，上墙后即可纠正；

4、型材穿入钢衬后，能在一定程度上纠正弯曲。

型材按照正规方式运输、储存，弯曲现象完全可以避免！